



# City Council Meeting

Holly Springs Public Safety Building, Council Chambers  
3235 Holly Springs Pkwy. Holly Springs, GA 30115  
Monday, April 6, 2026 | 6:30 PM

---

**Ryan P. Shirley, Mayor**

Michael Roy Zenchuk II, Mayor Pro Tem, Ward 3

Kyle Whitaker, Ward 1 | Dee Phillips, Ward 2 | Kevin Moore, Ward 4 | Jeff Wilbur, Ward 5

---

## AGENDA

### I. CALL TO ORDER

### II. PLEDGE OF ALLEGIANCE

*"Veterans of U.S. military services may proudly salute the flag while not in uniform based on a change in the governing law on 25 July 2007."*

### III. INVOCATION

### IV. PRESENTATIONS

- A. Proclamation  
Safe Digging Month
- B. Employee Service Recognition - One Year of Service  
Rogelio Fernandez
- C. Employee Service Recognition - Ten Years of Service  
Cori Roberts
- D. Employee Recognition - Promotions  
Sergeant James Lenahan  
Corporal James Hood  
Corporal Michael Stearnes
- E. Employee Recognition  
Donna Sanders - Certificate of Court Administration

### V. PUBLIC COMMENTS

### VI. CONSENT AGENDA

- A. March 19, 2026 City Council Meeting Minutes.

### VII. OLD BUSINESS

## VIII. NEW BUSINESS

- A. Professional Services Agreement between Keck & Wood, Inc. and the City of Holly Springs, Georgia to develop a traffic study to evaluate potential options to improve Ash Street in an amount not to exceed \$25,100.
- B. Resolution declaring certain property as surplus and authorizing its sale or disposal as described in Exhibit "A".
- C. Policy amendment to Section 16.17 License Plate Recognition Camera System, of the Holly Springs Police Department Operations Manual.
- D. Bond Release for Performance Bond #PB00155801890, for The Courtyards at Holly Springs, Phase 1.
- E. Bond Release for Performance Bond #GSA2401223, Hayloft, Master Infrastructure-Stormwater and Paving.
- F. Quote #EST-2026-S0008 and EST-2026-S0009 dated February 19th 2026, for installing new access control hardware in the Kenneth N. Ball Public Safety Building and City Hall in an amount not to exceed \$27,029.81

## IX. REPORTS

- A. Monthly Departmental Reports

## X. ADJOURNMENT



BY THE MAYOR OF THE CITY OF HOLLY SPRINGS

## A PROCLAMATION

### SAFE DIGGING MONTH

**WHEREAS**, Thousands of times each year, the underground infrastructure in Georgia is damaged by those who do not have underground lines located prior to digging, resulting in service interruption, environmental damage and threat to public safety, and;

**WHEREAS**, In 2006, the Federal Communications Commission designated 811 to provide contractors and homeowners a simple number to contact utility operators to request the location of underground lines at the intended dig site, and:

**WHEREAS**, The Cherokee County Utility Coordinating Committee, a stakeholder-driven organization dedicated to the prevention of damage to underground utilities in Georgia, promotes the National 811 Notification System in an effort to reduce these damages, and;

**WHEREAS**, Damage prevention is a shared responsibility; by using safe digging practices, the contractors and homeowners of the City of Holly Springs can save time, money and help keep our infrastructure safe and connected, and;

**WHEREAS**, Encourage contractors and homeowners throughout the City of Holly Springs to always call 811 before digging. Safe digging is no accident!!

**THEREFORE**, I, Ryan P. Shirley, Mayor of the City of Holly Springs, Georgia do hereby proclaim April 2026, as Safe Digging Month.

In witness thereof, I have hereunto set my hand and caused the Seal of the City of Holly Springs to be affixed this 6<sup>th</sup> day of April, 2026.

---

Ryan P. Shirley  
Mayor

Attest:

---

Karen Norred, City Clerk  
(Seal)

**City of Holly Springs  
City Council Meeting Minutes  
March 19, 2026**

**Elected Officials Present:** Mayor Ryan P. Shirley, Councilman Kyle Whitaker, Councilman Kevin Moore, and Councilwoman Dee Philips.

**Elected Officials Not Present:** Mayor Pro Tem Michael Zenchuk II, and Councilman Jeff Wilbur.

**Staff Present:** Alicia Argo with the City Attorney's Office, City Manager Robert H. Logan, Assistant City Manager/City Clerk Karen Norred, Finance Director Denise Lamazares, Community Development Director Nancy Moon, Chief Tommy Keheley, Deputy Chief Greg Clyburn, and Information Technology Manager Tyler Gragg.

**I. CALL TO ORDER**

Mayor Shirley called the City Council Meeting to order.

**II. PLEDGE OF ALLEGIANCE**

Mayor Shirley led the Pledge of Allegiance.

**III. INVOCATION**

Councilwoman Phillips gave the invocation.

**IV. PRESENTATIONS**

A. Employee Service Recognition - One Year of Service  
Elliott Robinson

B. Recognition of Promotion  
Chief Building Official Elliott Robinson

**V. PUBLIC COMMENTS**

None.

**VI. OLD BUSINESS**

None.

**VII. CONSENT AGENDA**

A. February 19, 2026 City Council Meeting Minutes.

Councilwoman Phillips made a motion to approve Item A on the consent agenda.  
Councilman Moore seconded the motion. Motion carried. Yes 3, No 0, Abstained 0.

B. March 2, 2026 City Council Meeting Minutes.

Councilwoman Phillips made a motion to approve Item B on the consent agenda.  
Councilman Moore seconded the motion. Motion carried. Yes 3, No 0, Abstained 0.

**VIII. NEW BUSINESS**

- A. Supplemental Agreement for Professional Architectural/Engineering (A/E) Support Services for Construction Administration and Project Closeout - City Hall at Holly Springs Town Center, Georgia between CPL Architects, Engineers, Landscape Architect and Surveyor D.P.C. (P.C) dba CPL and the City of Holly Springs, Georgia, in an amount not to exceed \$425,157.50.

Councilwoman Phillips made a motion to approve Item A. Councilman Moore seconded the motion. Motion carried. Yes 3, No 0, Abstained 0.

- B. Time extension request from Summit Construction & Development for the Holly Springs Parkway Widening Project, Phase III, RFB #2024-02.

Councilwoman Phillips made a motion to approve Item B. Councilman Moore seconded the motion. Motion carried. Yes 3, No 0, Abstained 0.

- C. Change Order B6:H8B7:H8BB8:H11 from Summit Construction & Development for the installation of a Monroe Commercial Grade Fence on the Parking Lot Retaining Wall in an amount not to exceed \$22,214 and to ratify the City Manager's signature.

Councilwoman Phillips made a motion to approve Item C. Councilman Moore seconded the motion. Motion carried. Yes 3, No 0, Abstained 0.

- D. Resolution declaring certain property as surplus and authorizing its sale or disposal as described in Exhibit "A".

Councilman Moore made a motion to approve Item D. Councilwoman Phillips seconded the motion. Motion carried. Yes 3, No 0, Abstained 0.

- E. Resolution to accept donated items from Cobb Industrial, Inc.

Councilwoman Phillips made a motion to approve Item E. Councilman Moore seconded the motion. Motion carried. Yes 3, No 0, Abstained 0.

- F. Lighting Services Agreement for Project #LP130169 between the City of Holly Springs, Georgia and Georgia Power for lighting in the parking lot area of City Hall

and the Kenneth N. Ball Municipal Building.

Councilwoman Phillips made a motion to approve Item F. Councilman Moore seconded the motion. Motion carried. Yes 3, No 0, Abstained 0.

**IX. REPORTS**

None.

**X. ADJOURNMENT**

Councilwoman Phillips made a motion to adjourn the meeting and enter into executive session for the purpose of Real Estate. Councilman Moore seconded the motion. Motion carried. Yes 3, No 0, Abstained 0.

**XI. EXECUTIVE SESSION**

A. Real Estate

Respectfully submitted.

---

Ryan P. Shirley, Mayor

Attest:

---

Karen Norred, City Clerk (Seal)

# ITEM REPORT

**AGENDA ITEM NUMBER: VIII.A.**



**FROM:** Robert H. Logan, City Manager

**MEETING DATE:** April 6, 2026

**AGENDA ITEM:** Professional Services Agreement between Keck & Wood, Inc. and the City of Holly Springs, Georgia to develop a traffic study to evaluate potential options to improve Ash Street in an amount not to exceed \$25,100.

---

## **EXECUTIVE SUMMARY:**

The City of Holly Springs requested an agreement from Keck & Wood, Inc. to perform a traffic study to evaluate potential options to improve Ash Street near its intersection with Marietta Highway, including updating data from the Old Highway 5 Corridor Study. The study will include turning movement counts at Ash Street and Ash Street Connector, Marietta Highway at Prominence Point Parkway, and Ash Street at Marietta Highway. The study will also include the analysis of traffic crash data in the area as well as a review of planned intersection improvements on Prominence Point Parkway. The City of Holly Springs will utilize the results of the traffic study to plan and design improvements on Ash Street between Ash Street Connector and Marietta Highway.

## **IS THIS A BUDGETED ITEM?**

Yes

## **FUNDING SOURCE:**

SPLOST

## **FISCAL IMPACT:**

\$25,100.

## **ATTACHMENTS:**

1. Ash Street - Traffic Study Proposal (2026-3-15)

**RECOMMENDATION:**

The staff recommendation is approval of the agreement.

**CONCURRENCES:**

Finance and Administration.

March 15, 2026

Rob Logan, CPA, CGMA  
City Manager  
City of Holly Springs

**Sent via email:** [rlogan@hollyspringsga.us](mailto:rlogan@hollyspringsga.us)

Re: Fee Proposal – Professional Engineering Services  
Ash Street Traffic Study (Holly Springs, GA)

Dear Mr. Logan:

Please see the proposal for Keck & Wood, Inc. (The “Engineer”) to provide professional engineering services to develop a traffic study. The traffic study will evaluate potential options to improve Ash Street, specifically looking at the portion of Ash Street between Marietta Highway and Ash Street Connector. Keck & Wood (K&W) appreciates this opportunity to provide you with professional engineering services for this project.

### **Scope of Services**

The Engineer will provide the following scope of services:

#### **Traffic Counts:**

K&W will obtain the necessary traffic counts to complete the Traffic Study. These traffic counts will include:

- 4-Hour Turning Movement Counts (TMC):
  1. Ash Street at Ash Street Connector
  2. Marietta Highway at Prominence Point Parkway
  3. Marietta Highway at Ash Street
- 24-Hour Bi-Directional Speed Tube Counts:
  1. Ash Street north of Ash Street Connector

#### **Assumptions:**

- Traffic counts need to be collected on a typical day (Tuesday, Wednesday, or Thursday) when school is in session.
- In conjunction with the previously completed Prominence Point Parkway traffic study, the intersection of Prominence Point Parkway at Ash Street Connector traffic counts were collected on November 1, 2023. A 12-Hour TMC was collected. This count will be reused as part of this traffic study; an annual growth rate and volume balancing will be completed to incorporate this traffic count into this study.

#### **Traffic Study:**

K&W will evaluate potential improvement options for Ash Street, specifically looking at the portion of Ash Street from Marietta Highway to Ash Street Connector. This work will include:

- Researching adjacent transportation improvement projects within or near the study area
  - No repaving information is available within the study area (GDOT’s GOASIS website was analyzed to see if repaving data was available, but no data is present for the study area)
- Evaluating the study area utilizing aerial photography and available imagery
- Developing a historical growth rate for the study area using GDOT historical traffic counts
- Growing traffic volumes as needed to Future Year 2036
  - The City requested that 10 years from the Existing Year be evaluated
- Pulling historical crash information for the last 5 years for the following locations:
  - Ash Street from Ash Street Connector to Marietta Highway

- Marietta Highway from 200' east of Ash Street to Prominence Point Parkway
- Developing a collision diagram showing the crashes from the last 5 years
- Developing traffic simulation models for the following years in the AM and PM Peaks: Existing Year 2026 and Future Year 2036
  - The following scenarios will be modelled:
    - Existing Roadway Configuration
    - Ash Street One-Way Exiting
      - Ash Street from Ash Street Connector to Marietta Highway will be converted into a one-way roadway allowing vehicles to exit Ash Street onto Marietta Highway. Entering vehicles will be rerouted to Prominence Point Parkway then to Ash Street Connector back to Ash Street.
    - Ash Street One-Way Entering
      - Ash Street from Ash Street Connector to Marietta Highway will be converted into a one-way roadway allowing vehicles to enter Ash Street from Marietta Highway. Exiting vehicles will be rerouted to Prominence Point Parkway via Ash Street Connector.
    - Ash Street Closure
      - Ash Street from Ash Street Connector to Marietta Highway will be closed. Vehicles will be rerouted to Ash Street Connector and Prominence Point Parkway.
- Documenting the specific improvements needed to accommodate each traffic simulation operation listed above. This includes geometric changes, lane assignment updates, radius improvements, striping and signage improvements, etc.
- Developing a high level, concept cost estimate of each improvement
- Calculating the Benefit-Cost Ratio of each potential alternative
- Compiling all information into a Traffic Study report
- Completing QA/QC of the data collection, data analysis, and report development
- Coordinating with the City of Holly Springs throughout the data collection, data analysis, and report creation

**Assumptions:**

- Based on conversations with the City, no potential future developments will be included in the analysis
- No concept layouts will be developed as part of this phase of the project. K&W can complete concept layouts of the proposed improvement(s) as needed, but an add service will be needed to complete this work.
- Intersections to be studied will include:
  1. Ash Street at Ash Street Connector
  2. Marietta Highway at Prominence Point Parkway
  3. Marietta Highway at Ash Street
  4. Prominence Point Parkway at Ash Street Connector
- GDOT coordination is not needed for this project

**Schedule**

**Traffic Counts:**

The Traffic Counts will be collected within two (2) weeks of receiving notice-to-proceed (NTP) and a signed contract. Coordination around Spring Break or other school breaks may be needed.

**Traffic Study:**

The Traffic Study will be submitted to the client within four (4) weeks of receiving all the necessary traffic counts. Subsequent resubmittals will be turned back in to the client in a timely manner based on the requested changes and coordination with necessary stakeholders.


**Compensation**

Compensation for work performed shall be according to the fees noted. Once per month during the existence of this contract, the Engineer shall submit to the City of Holly Springs an invoice for payment based on percent complete of the work performed for the Project through the invoice period. Should additional services be necessary, we will notify the City of Holly Springs in advance. Our proposed fees are as follows:

Traffic Counts.....	\$2,900 Lump Sum
Traffic Study.....	\$22,200 Lump Sum
Grand Total - \$25,100 Lump Sum	

Any services outside those outlined in this proposal can be performed by Keck & Wood either by a separate proposal or on an hourly basis with compensation as per the attached 2026 Hourly Rates Sheet. If you have any questions or would like additional information, please don't hesitate to contact me at 678-617-5821. We appreciate the opportunity to work with you on this project!

Sincerely,



Clay Smith, PE, RSP1  
Principal | Vice President

ACCEPTED by City of Holly Springs

This \_\_\_\_\_ day of \_\_\_\_\_, 2026.

By: \_\_\_\_\_

Title: \_\_\_\_\_

Attachments:

Terms and Conditions

Keck & Wood 2026 Hourly Rates



## TERMS AND CONDITIONS OF SERVICE

**EFFECTIVE DATE:** This Agreement, by and between Keck & Wood, Inc., hereinafter referred to as the Consultant, and the Client identified on the attached proposal, is binding and effective upon acceptance by a currently authorized corporate officer of the Consultant.

**SCOPE OF SERVICES:** Whereas the Consultant has proposed to perform, and the Client desires to have the Consultant perform, the scope of services described on the attached proposal

**AGREEMENT:** Now, therefore, in consideration of the premises and the covenants and undertakings hereinafter set forth, and for other good and valuable considerations, the receipt and sufficiency of which are hereby acknowledged, the parties agree as follows:

1. **PERFORMANCE:** Unless more specifically established on the face side(s) hereof or attachments hereto, the Consultant a) agrees to perform his services in conformity with generally accepted professional practices for the intended project or purpose, and makes no warranty either expressed or implied; b) agrees to correct any defective survey or engineering service performed by the Consultant when brought to its attention in writing; and c) will endeavor to complete its services on a time schedule consistent with needs of the Client.

2. **OWNERSHIP OF DOCUMENTS:** All documents, including original drawings, plats, estimates, field notes, specifications and other data are and shall remain the property of the Consultant. Copies of finished documents furnished to the Client are instruments of service for the specific project or initial purpose indicated, and are not intended to be reused for extensions of the project or for additional purposes without written authorization by the Consultant. Reuse of any of the instruments of service of the Consultant by the Client on any extension of the project or for additional purposes shall be at the Client's risk and the Client agrees to defend, indemnify and hold harmless the Consultant from all claims, damages and expenses including attorney's fees arising out of any unauthorized reuse of the Consultant's instruments of service by the Client or by others acting through the Client.

3. **ESTIMATES OF CONSTRUCTION COST:** Since the Consultant has no control over construction costs or of the methods by which construction contractors determine prices, or over market conditions, any opinion of the Consultant regarding construction cost are to be made on the basis of his best judgment, but Consultant cannot and does not guarantee that actual construction costs will not vary from estimates provided by the Consultant.

4. **FORCE MAJEURE:** Consultant shall not be liable for failures to perform any obligation under this Agreement where such failure arises from causes beyond Consultant's exclusive control, including (but not limited to) such causes as war; civil commotion; force majeure; acts of a public enemy; sabotage; vandalism; accident; statute; ordinances; embargoes; government regulations; priorities or allocations; interruption or delay in transportation; inadequacy, shortage or failure of supply of materials, equipment, fuel or electrical power; labor controversies (whether at Consultant's office or elsewhere); shut-downs for repairs; natural phenomena; whether such cause exists on the effective day hereof, or arises thereafter, or from compliance with any order or request of the United States Government or any officer, department, agency, instrumentality or committee thereof.

5. **CONSTRUCTION RELATED SERVICES:** The Consultant has not been retained or compensated to provide design and construction review services relating to any construction contractor's safety precautions or to means, methods, techniques, sequences, or procedures required for a contractor to perform his work which are not directly a part of the completed project; omitted services include but are not limited to shoring, scaffolding, underpinning, temporary retainment of excavations, and any erection methods and temporary bracing.

6. **CONSULTANT'S INSURANCE:** The Consultant shall acquire and maintain statutory workmen's compensation insurance coverage, employer's liability, comprehensive general liability insurance coverage of not less than \$2,000,000 limit, and professional liability insurance coverage of not less than \$2,000,000 limit.

7. **CONTRACTOR'S INSURANCE:** Should the scope of services by the Consultant include planning, design or observation of construction work, the Client shall require the contractor(s) and any subcontractor(s), prior to commencement of such work, to submit evidence that he (they) have obtained for the period of the construction contract, and the guarantee period, comprehensive general liability insurance coverage including completed operations coverage. This coverage shall provide for bodily injury and property damage arising directly or indirectly out of, or in connection with, the performance of construction work, and have a limit of not less than \$500,000 for all damages arising out of bodily injury, sickness or death of one person and an aggregate of \$1,000,000 for damages arising out of bodily injury, sickness and death of two or more persons. The property damage portion shall provide for a limit of not less than \$300,000 for all damages arising out of injury to or destruction of property of others arising directly or indirectly out of or in connection with the performance of construction work in any one occurrence including explosion, collapse and underground exposures. Included in such coverage shall be contractual coverage sufficiently broad to insure the provision of the subsequent paragraph entitled "Contractor's Indemnity". The comprehensive general liability insurance shall include as additional named insureds: the Client; the Consultant; and each of their officers, agents and employees.

8. **CONTRACTOR'S INDEMNITY:** Should the scope of services by the Consultant include planning, design or observation of construction work, the Client shall require that all contractors and subcontractors performing work in connection with services rendered by the Consultant, indemnify and hold harmless, the Client and the Consultant, and each of their officers, agents, and employees from and against all claims, damages, losses and expenses including attorney's fees arising out of or resulting from construction operations, provided that any such claims, damage, loss or expense is attributable to bodily injury, sickness, disease or death, or to injury to or destruction of tangible property, including the loss of use resulting therefrom; and is caused in whole or in part, directly or indirectly, by any negligent or willful act or omission of the contractor(s), any subcontractor, anyone directly or indirectly employed by any of them, or anyone for whose acts any of them are liable. The indemnification required shall not be limited in any way by any limitation on the amount or type of damages, compensation or benefits payable by or for the contractor(s) or any subcontractor under workmen's compensation acts, disability benefit acts or other employee benefit acts.

9. **ACCESS:** The Client shall be responsible for providing all rights of access upon public or private property as required by the Consultant to perform authorized services.

10. **BASIS OF PAYMENT:** The Client agrees to compensate the consultant as provided on the attached proposal. In the event a preliminary estimate of compensation is made, the Consultant will endeavor to accomplish services within that estimate, but the Consultant does not guarantee such estimate unless a specific written statement to that effect is given. Should the Consultant become aware that charges will or have exceeded any preliminary estimate, he will promptly notify the Client who may elect to reduce the scope of services or authorize a continuation of services at increased cost.

11. **PAYMENT AND CREDIT:** Progress or partial payments shall be made by the Client in proportion to services rendered by the Consultant unless specific extension of credit to the Client is provided on the attached proposal. Statements will be issued from time to time by the Consultant, but no more often than at 4-week intervals, and shall be fully payable within 30 days thereafter. Balances which are unpaid for more than 30 days are subject to a finance or service charge plus collection expenses. Unless stated differently on the face(s) hereof service charges shall be 1.5 percent per month, which amounts to 18 percent per year. If in the exclusive judgment of Consultant, the financial condition of the Client at any time does not appear to justify the commencement or continuance of services on the terms specified herein, Consultant may, in addition to all other remedies it may have at law or in equity, make written demand for full or partial payment in advance, suspend its performance until such payment is made and cancel this Agreement if such payment is not received by the Consultant within 30 days after delivery in person or mailing of said demand by Consultant.

12. **AUDIT; ACCESS TO RECORDS:** For Agreements employing cost as a basis of compensation, the Consultant shall maintain books, records, documents and other evidence directly pertinent to the Agreement in accordance with appropriate accounting standards. From time to time, but not more often than once each calendar year, the Client may have his accounting representative verify costs by examination of pertinent documents at the home office of the Consultant. During such audit, the Consultant shall provide suitable facilities for the Client's representative, and that representative shall organize and conduct his audit in a manner which minimizes special effort by the Consultant.

13. **DELEGATION OF DUTIES:** Neither the Client nor the Consultant shall delegate his duties hereunder without the written consent of the other.

14. **TERMINATION:** Should this Agreement be terminated prematurely by written mutual agreement or as provided elsewhere herein, the Consultant shall be paid for services performed to the termination date plus 15 percent of the total compensation earned to the time of termination to account for Consultant's rescheduling adjustments and related costs.

15. **WARRANTY: CONSULTANT SERVICES WILL BE PERFORMED, ITS FINDINGS OBTAINED AND ITS REPORTS PREPARED IN ACCORDANCE WITH ITS PROPOSAL, CLIENT'S ACCEPTANCE THEREOF, THESE TERMS AND CONDITIONS, AND WITH GENERALLY ACCEPTED PRINCIPLES AND PRACTICES. IN PERFORMING ITS PROFESSIONAL SERVICES, CONSULTANT WILL USE THAT DEGREE OF CARE AND SKILL ORDINARILY EXERCISED UNDER SIMILAR CIRCUMSTANCES BY MEMBERS OF ITS PROFESSION. THIS WARRANTY IS IN LIEU OF ALL OTHER WARRANTIES OR REPRESENTATIONS, EITHER EXPRESS OR IMPLIED. STATEMENTS MADE IN CONSULTANT REPORTS ARE OPINIONS BASED UPON ENGINEERING JUDGEMENT AND ARE NOT TO BE CONSTRUED AS REPRESENTATIONS OF FACT.**

16. **HAZARDOUS MATERIALS:** Nothing contained within this agreement shall be construed or interpreted as requiring Consultant to assume the status of an owner, operator, generator, storer, transporter, treater or disposal facility as those terms appear within RCRA, CERCLA, or within any Federal or State statute or regulation governing the generation, transportation, treatment, storage and disposal of pollutants. Client assumes full responsibility for compliance with the provisions of RCRA, CERCLA, and any other Federal or State statute or regulation governing the handling, treatment, storage and disposal of pollutants. If Consultant encounters or learns of an undisclosed Pollutant at the Site, then Consultant shall notify (1) Client and (2) appropriate governmental officials if Consultant reasonably concludes that doing so is required by applicable Laws or Regulations. It is acknowledged by both parties that Consultant's scope of services does not include any services related to unknown or undisclosed Pollutants. If Consultant or any other party encounters, uncovers, or reveals an undisclosed Pollutant, then Client shall promptly determine whether to retain a qualified expert to evaluate such condition or take any necessary corrective action.

17. **RECORDS RETENTION:** Consultant shall maintain on file in legible form, for a period of five years following completion or termination of its services, all Documents, records (including cost records), and design calculations related to Consultant's services or pertinent to Consultant's performance under this Agreement. Upon Client's request, Consultant shall provide a copy of any such item to Client at cost.

18. **MISCELLANEOUS:** This Agreement is to be construed in accordance with and enforced under the laws of the principal place of business of the Consultant. This Agreement constitutes the entire agreement between the parties hereto, and all prior negotiations, representations and inducements of every kind are superseded hereby. No waiver, alteration or modification of this Agreement shall be effective unless in writing and signed by an authorized corporate officer of the Consultant. In the event any provision of this Agreement shall be held to be invalid and unenforceable, the remaining provisions shall be valid and binding on the parties. One or more waivers by either party of any provision, term, condition or covenant shall not be construed by the other party as a waiver of a subsequent breach of the same by the other party.

Keck & Wood provides services based on the hourly rate charges for each skill position as follows:

Hourly Rate	Management	Project Management	Engineering	Engineering	Landscape Architecture	Surveying	Surveying	Business   Admin.
\$310	Practice Leader   SVP Senior Manager							
\$290	Market Leader   VP	Project Director						
\$275	Client Services Leader	Senior Project Manager 3	Chief Engineer		Chief Landscape Architect			
\$260	Submarket Leader   AVP	Senior Project Manager 2	Senior Engineer 3		Senior Landscape Architect 3			
\$245	Client Service Manager 2	Senior Project Manager 1	Senior Engineer 2		Senior Landscape Architect 2	3-Man Survey Crew		
\$230	Client Service Manager 1	Project Manager 3	Senior Engineer 1		Senior Landscape Architect 1	Survey Manager 3		
\$215		Project Manager 2	Engineer 3		Landscape Architect 3	Survey Manager 2		
\$200		Project Manager 1	Engineer 2	Traffic Signal Technician 3	Landscape Architect 2	Survey Manager 1		
\$185			Staff Professional 4   Engineer 1	Traffic Signal Technician 2	Landscape Professional 4   Landscape Architect 1	2-Man Survey Crew		
\$170			Staff Professional 3	Traffic Signal Technician 1	Landscape Professional 3	2-Man Mapping Crew		
\$155			Staff Professional 2		Landscape Professional 2			
\$145			Staff Professional 1		Landscape Professional 1			
\$125			CAD Technician 3	Field Technician 3		1-Man Survey Crew	Survey Technician 3	Admin. Manager
\$110			CAD Technician 2	Field Technician 2		1-Man Mapping Crew	Survey Technician 2	Admin. Staff 2
\$95			CAD Technician 1	Field Technician 1			Survey Technician 1	Admin. Staff 1
\$90			Intern		Intern	Intern		

# ITEM REPORT

**AGENDA ITEM NUMBER: VIII.B.**



**FROM:** Robert H. Logan, City Manager

**MEETING DATE:** April 6, 2026

**AGENDA ITEM:** Resolution declaring certain property as surplus and authorizing its sale or disposal as described in Exhibit "A".

---

## **EXECUTIVE SUMMARY:**

Resolution declaring certain property as surplus and authorizing its sale or disposal as described in Exhibit "A".

## **IS THIS A BUDGETED ITEM?**

N/A

## **FUNDING SOURCE:**

N/A

## **FISCAL IMPACT:**

N/A

## **ATTACHMENTS:**

1. RES Surplus Property

## **RECOMMENDATION:**

The staff recommendation is approval of the resolution.

## **CONCURRENCES:**

City Manager

**A RESOLUTION OF THE MAYOR AND CITY COUNCIL OF THE CITY OF HOLLY SPRINGS, GEORGIA, DECLARING CERTAIN PROPERTY AS SURPLUS AND AUTHORIZING ITS SALE OR DISPOSAL**

**WHEREAS**, it has been determined that the City has no further use of these certain items; and

**WHEREAS**, the City Council may determine that these items are surplus property; and

**WHEREAS**, the fair market value, if any, is determined for the surplus property and its disposal will be for the common benefit; and,

**WHEREAS**, the City Manager or his designee will oversee the sale or disposal of this item; and,

**NOW THEREFORE, IT IS HEREBY RESOLVED** that the Mayor and City Council of the City of Holly Springs hereby approve the surplus and authorize the sale or disposal of the items described in attached Exhibit "A".

This Resolution is adopted on this 6<sup>th</sup> day of April 2026.

CITY OF HOLLY SPRINGS

\_\_\_\_\_  
Ryan P. Shirley, Mayor

Attest:

\_\_\_\_\_  
Karen Norred, City Clerk  
(Seal)

Exhibit "A"

Year	Make	Model	VIN #/Serial #
2012	RAM	2500	3C6UD5DL0CG155131

# ITEM REPORT

**AGENDA ITEM NUMBER: VIII.C.**



**FROM:** Casey Barton, Captain

**MEETING DATE:** April 6, 2026

**AGENDA ITEM:** Policy amendment to Section 16.17 License Plate Recognition Camera System, of the Holly Springs Police Department Operations Manual.

---

## **EXECUTIVE SUMMARY:**

Policy amendment to Section 16.17 License Plate Recognition Camera System, of the Holly Springs Police Department Operations Manual.

## **IS THIS A BUDGETED ITEM?**

N/A

## **FUNDING SOURCE:**

N/A

## **FISCAL IMPACT:**

None

## **ATTACHMENTS:**

1. 16.17 License Plate Recognition Camera System- RECOMMENDATION

## **RECOMMENDATION:**

The staff recommendation is approval of the amendment.

## **CONCURRENCES:**

Replace this with a list of any other departments that agree with your recommendation.

HOLLY SPRINGS POLICE DEPARTMENT  
OPERATIONS

OPERATIONS MANUAL

16.17 LICENSE PLATE RECOGNITION CAMERA SYSTEM

EFFECTIVE DATE: December 20, 2013

REVISED DATE: February 23, 2026

REVIEW DATE: February 23, 2026

CHIEF OF POLICE: Tommy Keheley

**I. PURPOSE**

The purpose of this policy is to establish guidelines for officers utilizing the **Automated License Plate Recognition (ALPR) camera system, management of ALPR data, and maintenance of the ALPR equipment**. The use of this system will assist officers in locating and investigating vehicles whose license plate information is flagged in a national/state/local database. This system is intended to aid law enforcement in the timely recovery of stolen vehicles, investigations of missing persons and abducted children, and also to identify vehicles of interest in major crimes investigations. This policy will further establish guidelines for the deployment and actions permissible when using the system.

**II. POLICY**

It is the policy of the Holly Springs Police Department that all personnel shall adhere to the procedures and directives outlined in this policy.

**III. DEFINITIONS**

- 1) **ALPR – Automated License Plate Recognition system**
- 2) **Alert – An audible and/or visual signal activated upon the read of a license plate by the ALPR system that has NOT BEEN VISUALLY VERIFIED by the officer against the photo in the ALPR system.**
- 3) **Tentative Hit – An alert by the ALPR system that HAS BEEN VISUALLY VERIFIED by the officer against the ALPR hotlist and photo but HAS NOT BEEN VALIDATED by the officer or dispatch as a live query transaction OR CONFIRMED AS VALID with the original entering agency.**
- 4) **Live Query Transaction – A hit by the ALPR system that HAS BEEN VALIDATED as active but HAS NOT BEEN CONFIRMED as valid by the entering agency.**
- 5) **Confirmation (Confirmed Hit) – A hit by the ALPR system that HAS BEEN CONFIRMED as valid and active by the original entering agency through teletype via dispatch.**
- 6) **Hotlist – Data files extracted from the law enforcement databases which contain a listing of stolen license plates, stolen vehicles, wanted persons, and other vehicles/persons actively being sought by a law enforcement agency such as Amber/Silver Alert**

vehicles/persons. These data extracts are generally facilitated numerous times per day in an effort to provide current data.

7) Flock – ALPR system sold and maintained by Flock Safety.

8) Mobile ALPR System – ALPR cameras that are affixed to a law enforcement patrol vehicle, leased through Axon Enterprise.

#### IV. PROCEDURES

##### A. SYSTEM DESCRIPTION

1. The ALPR camera system takes a digital photograph of every vehicle and license plate that enters its field of view. This digital image is then time stamped and GPS coded. It then searches a hotlist to see if the license plate is wanted for any reason.
2. The ALPR camera system does not conduct a live check against the source database. The system conducts a check of the hotlist database that is periodically downloaded throughout the day.
3. The system then searches compares the captured data with the hotlist for the license plate detected.
4. The system currently downloads the hotlists on a regularly scheduled basis.
5. The ALPR camera system is unable to determine the type of license plate detected. For example, the system may detect tag 123ABC, but it cannot determine if the license plate is from another state/country.
6. Every tentative hit by the ALPR camera system must therefore be visually verified by the officer, and a live query transaction must be conducted before any contact is initiated. **NOTE:** A "tentative hit" by the ALPR camera system prior to a live query transaction by the officer or dispatch is not probable cause to conduct a stop of the vehicle.
7. Every license plate detection is stored per the retention policy set forth in this policy. This data is for use by the Agency in investigations, may be accessed only by trained users with a legitimate and permissible law enforcement purpose, and is classified "For Official Use Only" requires a case number for any query into the historical data.

##### B. TYPES OF QUERIES

1. The ALPR camera system is capable of conducting various types of queries that may include:
  - a. NCIC warrant checks
  - b. Person checks
  - c. Missing person checks
  - d. Wanted persons
  - e. Stolen vehicles
  - f. Stolen license plates
  - g. Protection orders (Domestic Violence Injunctions)
  - h. Gang and terrorist watch lists

- i. Inmate release program

#### C. ADDITIONAL FEATURES OF THE SYSTEM

1. Searches: The ALPR camera system allows searches to be run through the database by full license plate number, partial license plate number, time frame, mobile ALPR unit identification number, and geographical boundary. ~~Select personnel within the Agency will be trained and~~ Only trained personnel are authorized to conduct searches of the ALPR camera database for legitimate and permissible law enforcement purposes. These searches require a case number.
2. Flagged Vehicles: With the approval of a supervisor, ~~detectives only trained personnel~~ can request that the license plate of a vehicle of interest be entered into the ALPR database for law enforcement purposes. This entry will be facilitated by those properly trained in this task. The entry will provide the license plate information, vehicle description, and what action to take if the vehicle license plate is scanned (such as stop and F.I, notify a specific officer/detective, do not stop/only monitor, etc.).

#### D. ~~PATROL OFFICER'S~~ PROCEDURES

1. ~~Unless the officer has independent probable cause to make a stop, the officer SHALL NOT make any contact with the subject vehicle until the alert is verified as active through a live query.~~ Traffic stops shall only be conducted when probable cause or articulable suspicion that a crime has been committed is present. If traffic stops are solely based on ALPR hits, they should be Confirmed Hits.
2. If the officer witnesses a violation of law or other action that establishes reasonable suspicion for a stop, the officer may conduct a stop based on that reasonable suspicion.
3. Upon receiving an ALPR alert, the officer shall perform a visual verification that the license plate image captured on the ALPR system exactly matches the license plate characters and issuing state. The officer will also verify that this information exactly matches the alert information provided on screen as retrieved from the current ALPR hotlist.
4. The officer shall then perform a live query transaction on this license plate to verify that the information that produced the tentative alert is correct and active. This live query transaction may be accomplished via dispatch or through the use of the live query software on the officer's laptop computer.
5. Upon confirmation that the license plate information is active in a live query transaction, the officer may initiate appropriate law enforcement action as determined by the information available from the source database. As soon as practical, the officer shall confirm the teletype entry status with the original entering agency.

#### E. DATABASE ACCESS AND RECORDS RETENTION

1. The ALPR system database resides on a computer server that is operated by the private vendor ~~Vigilant Solutions~~ Flock Safety. The data remains property of the Agency, and is managed according to the Agency's data sharing and retention policies. The data is not used in any way by ~~Vigilant~~ Flock Safety who provides

hosting of the data and access to their software as a service. This database houses the current hotlists as well as the license plate scans that are uploaded from the ~~camera systems~~ ALPR's. The plate scans consist of an image of the vehicle, a close-up view of the license plate, as well as GPS location and date/time of scan. These images are sorted by the software as either reads or hits. Hits refer to scans that have generated a possible match with one of the active hotlists at the time of the scan. Reads are scans that are captured but which did not produce a match or "hit" from the hotlist.

2. The collected ALPR data contains no Personally Identifiable Information (PII) that may be used to connect a license plate detection to an individual. It is only with permissible purpose that an investigator may make this connection (using other systems) and this access is governed by the Federal Driver's Privacy Protection Act (DPPA).
3. All investigative queries into collected ALPR data are logged by user and case number. Additionally, a valid reason must be entered for the purpose of accessing ALPR data through Flock Safety. In cases where a case number is not generated, an example may include a BOLO for a stolen vehicle, the call type must be entered into the case number box. Logged data is available for auditing and review by the Agency. Any perceived policy violation or other misuse of the ALPR systems, equipment, databases, or data will result in appropriate disciplinary action including possible termination and legal action.
- ~~4. The retention period for all scans will be in compliance with state law.~~
5. The database may be accessed for law enforcement purposes only. Users will be trained in the use of the system which can search the database for specific license plates, partial license plates, geographic areas, and time frames.
6. ALPR Hotlists will be entered by trained personnel only and must be for law enforcement purposes. When creating a hotlist, the entering officer/personnel will include the following:
  - a. License plate number and state of issuance,
  - b. Case number,
  - c. And the reason, which should include supporting information for the alert entry; any cautions that would assist law enforcement personnel receiving the alert; contact information for the Agency or entry officer; and requested action (such as stop and field interview, monitor only, or notify a specific officer/detective).
  - d. Hotlist entries should include an expiration date of no more than thirty (30) days unless the type of crime and/or officer safety requires a longer period. Any entries without an expiration date shall be approved by a supervisor prior to entry and must be verified as still valid monthly by the entering officer.
7. All information gathered or collected, and records retained by Flock ALPR cameras, or any other Agency ALPR cameras, will not be sold, accessed, or used for any purpose other than legitimate law enforcement or public safety purposes.

8. Pursuant to OCGA 35-1-22(f), captured license plate data collected by a law enforcement agency shall not be subject to public disclosure.
9. Flock Safety shall store all ALPR data and ensure proper maintenance and security of the data stored. Flock Safety will purge the ALPR data after thirty (30) days.

F. Accountability

1. Agency user audit reports will be produced and inspected quarterly to ensure compliance with this policy.
2. The Criminal Investigations Division Commander, or his designee, shall be responsible for the deployment and operations of Flock ALPR systems. Additionally, he/she will be responsible for conducting a quarterly agency audit to ensure compliance with this policy and state law.
3. Any damage to a Flock ALPR shall immediately be reported to the Criminal Investigations Division Commander so that repairs may be coordinated with a Flock Safety technician or representative.
  - a. Additionally, an agency incident and/or accident report shall be completed documenting the damage to the ALPR camera.
4. Officers shall not attempt to modify, adjust, or repair Flock ALPR equipment or software.

# ITEM REPORT

**AGENDA ITEM NUMBER: VIII.D.**



**FROM:** Nancy Moon, Community Development Director

**MEETING DATE:** April 6, 2026

**AGENDA ITEM:** Bond Release for Performance Bond #PB00155801890, for The Courtyards at Holly Springs, Phase 1.

---

## **EXECUTIVE SUMMARY:**

The following bond has been requested for release:

<b>Subdivision/Development</b>	<b>Bond/Agreement Type</b>	<b>Number</b>	<b>Amount</b>
The Courtyards at Holly Springs, Phase 1	Performance	PB00155801890	\$1,581,743

## **IS THIS A BUDGETED ITEM?**

N/A

## **FUNDING SOURCE:**

N/A

## **FISCAL IMPACT:**

N/A

## **ATTACHMENTS:**

None

## **RECOMMENDATION:**

The staff recommendation is approval for the release of the bond.

**CONCURRENCES:**

City Manager

City Engineer

# ITEM REPORT

**AGENDA ITEM NUMBER: VIII.E.**



**FROM:** Nancy Moon, Community Development Director

**MEETING DATE:** April 6, 2026

**AGENDA ITEM:** Bond Release for Performance Bond #GSA2401223, Hayloft, Master Infrastructure-Stormwater and Paving.

---

## **EXECUTIVE SUMMARY:**

The following bond has been requested for release:

<b>Subdivision/Development</b>	<b>Bond/Agreement Type</b>	<b>Number</b>	<b>Amount</b>
Hayloft-Master Infrastructure-Stormwater and Paving	Performance	GSA2401223	\$1,940,351.25

## **IS THIS A BUDGETED ITEM?**

N/A

## **FUNDING SOURCE:**

N/A

## **FISCAL IMPACT:**

N/A

## **ATTACHMENTS:**

None

## **RECOMMENDATION:**

The staff recommendation is approval for the release of the bond.

**CONCURRENCES:**

City Manager

City Engineer

# ITEM REPORT

**AGENDA ITEM NUMBER: VIII.F.**



**FROM:** Tyler Gragg, Information Technology Manager

**MEETING DATE:** April 6, 2026

**AGENDA ITEM:** Quote #EST-2026-S0008 and EST-2026-S0009 dated February 19th 2026, for installing new access control hardware in the Kenneth N. Ball Public Safety Building and City Hall in an amount not to exceed \$27,029.81

---

## **EXECUTIVE SUMMARY:**

Quote #EST-2026-S0008 and EST-2026-S0009 dated February 19th 2026, for installing new access control hardware in the Public Safety building located at 3235 Holly Springs Parkway, Holly Springs, GA, 30115 and City Hall located at 3237 Holly Springs Parkway, Holly Springs, GA, 30115 in an amount not to exceed \$27,029.81

Three proposals were obtained, and Stealth Video came in at the lowest price.

Stealth \$27,029.81  
Video  
Media \$27,521.21  
Nexus  
Ambient \$30,964.95  
Systems

## **IS THIS A BUDGETED ITEM?**

Yes

## **FUNDING SOURCE:**

SPLOST

## **FISCAL IMPACT:**

Equipment and installation payment of \$22,397.81 and an annual cloud hosting cost of \$3,132.00

**ATTACHMENTS:**

1. Stealth Video Quotes Combined
2. Media Nexus Quotes Combined
3. Ambient Systems Quotes Combined

**RECOMMENDATION:**

The staff recommendation is approval of the quote.

**CONCURRENCES:**

City Manager









# Estimate



# EST-2026-S0008

Bill To  
 HOLLY SPRINGS CITY HALL  
 3235 Holly Springs Pkwy  
 Holly Springs, Georgia 30115

Estimate Date : 02.19.2026  
 Expiry Date : 03.31.2026  
 Project Name : HSC - CITY HALL - AC

Subject :  
 4 Doors Access Control - City Hall

Description	Location	Color	Qty
<b>EQUIPMENT: \$3,269.14</b>			
 4-Door Controller	IDF	YELLOW	1 ea
 Mullion Reader High-Security + Proximity + Mobile	Front Ent.	BLACK	1 ea
 Mullion Reader High-Security + Proximity + Mobile	Side Ent.	BLACK	1 ea
 Mullion Reader High-Security + Proximity + Mobile	IT Room	BLACK	1 ea
 Mullion Reader High-Security + Proximity + Mobile	Lobby Ent.	BLACK	1 ea
<b>INSTALLATION: \$725</b>			
 Install Access Control Panel Connect Strike and Reader wires	IDF		1 ea
 Replace existing reader	DOORS		4 ea
<b>ANNUAL CLOUD HOSTING - \$696</b>			
 Annual Hosting (Per Reader)	N/A	N/A	4 ea

Description	Location	Color	Qty
 Unlimited Bluetooth Credentials (Per Reader)	N/A	N/A	4 ea
<b>CONTINGENCIES</b>			
 MISCELLANEOUS HARDWARE (\$500) This is a place holder for additional budget covering miscellaneous expenses. Only actual expenses will be billed		N/A	1 ea
<b>Sub Total</b>			5,190.14
<b>Total</b>			<b>\$5,190.14</b>

### Notes

- Prices reflect increases due to US Government-imposed tariffs since previous estimate.
- The system in this estimate is dependent on equipment listed in estimate #EST-2026-S0009
- We assume the existing strikes/maglocks are in good working shape and can be reused with the proposed system. Any existing equipment that is determined as unusable may need to be replaced and billed
- Readers were upgraded from previous estimate to accommodate legacy credential technology (cards & fobs) in addition to new technology.

### Terms & Conditions

The scope of this project excludes the following products and services:

- Internet Service - Owner provided
- Electrical Work (If needed)
- Drywall work and painting (if needed)
- Any additional construction Work

- All products sold and installed by MEDIA NEXUS are warranted for a period of 12 months from the date of project completion unless otherwise indicated by the original manufacturer's warranty. In some cases, the manufacturer's warranty shall exceed the 12 months up to 36 months in which case the warranty shall be transferred to the owner.
- In addition to the equipment warranty, MEDIA NEXUS warrants its labor and installation services for a period of 120 days from completion of the project.
- Our commitment is limited to the scope as detailed in this estimate. Any additional request for equipment and/or services that is not covered under this estimate shall be handled as a change order and shall be charged separately.
- To protect our clients from unexpected charges, all change orders are required to be approved in writing by the owner and fully paid, prior to implementation.
- Training - At the end of the installation, we will provide a training session to all staff members. This estimate includes one full training session (2 hours)
- At the completion of the project and final payment, Media Nexus Inc. shall provide the owner with detailed documentation on all components and configuration used in the system. In addition, the owner shall receive the electronic file containing all programming code for the Home Automation system (if applicable).
- Delivery is expected to be between 1-3 weeks from ordering (Pending equipment availability)
- All equipment will be shipped directly to the project site
- Payment Schedule:
  - 55% advanced payment for equipment funding
  - Remaining Balance upon completion and sign-off



10. By accepting this estimate, you confirm that you read the entire estimate, reviewed all information, including suggested colors of products and locations. You also confirm that you fully understand the scope of work as detailed in this estimate.









# Estimate













# EST-2026-S0009

Bill To  
 HOLLY SPRINGS CITY HALL  
 3235 Holly Springs Pkwy  
 Holly Springs, Georgia 30115

Estimate Date : 02.19.2026  
 Expiry Date : 03.31.2026  
 Project Name : HSC - PUBLIC SAFETY - AC

Subject :  
 14 Doors Access Control - Public Safety

Description	Location	Color	Qty
<b>EQUIPMENT: \$14,768.67</b>			
 Cloud Node with Built-in Single io Door Controller	FRONT OFFICE	YELLOW	1 ea
 Power Supply/Charger, 2 PTC Class 2 Outputs, 12 /24VDC at 1A	FRONT OFFICE	GREY	1 ea
 ProdataKey Red High-Security Eight-Door Controller with Built-In Ethernet, OSDP or Wiegand, Power Supply and Power Circuit	Fire Riser-IT	YELLOW	1 ea
 High-Security 4-Door Expansion Controller	Fire Riser-IT	YELLOW	1 ea
 ProdataKey Red 2-Door Controller ** Requires PoE++ or Power Outlet	Fire Riser-IT	YELLOW	1 ea
 Mullion Reader High-Security + Proximity + Mobile	Sally Port	BLACK	1 ea
 Mullion Reader High-Security + Proximity + Mobile	Lower Stairs	BLACK	1 ea
 Mullion Reader High-Security + Proximity + Mobile	Lower Lobby	BLACK	1 ea

Description	Location	Color	Qty
 Mullion Reader High-Security + Proximity + Mobile	Secured Files	BLACK	1 ea
 Mullion Reader High-Security + Proximity + Mobile	Fire Riser-IT	BLACK	1 ea
 Complete Pac Electric Strike with Faceplate for Cylindrical Lockset with Latchbolt, 12/24VDC, Satin Stainless Steel	Fire Riser-IT	SILVER	1 ea
 Mullion Reader High-Security + Proximity + Mobile	Evidence Ext	BLACK	1 ea
 Mullion Reader High-Security + Proximity + Mobile	Evidence Vlt	BLACK	1 ea
 Mullion Reader High-Security + Proximity + Mobile	Armory Ext	BLACK	1 ea
 Mullion Reader High-Security + Proximity + Mobile	Armory Vlt	BLACK	1 ea
 Mullion Reader High-Security + Proximity + Mobile	GCIC	BLACK	1 ea
 Mullion Reader High-Security + Proximity + Mobile	Upper Stairs	BLACK	1 ea
 Mullion Reader High-Security + Proximity + Mobile	Front Office	BLACK	1 ea
 Mullion Reader High-Security + Proximity + Mobile	Lobby Hallway	BLACK	1 ea
 Mullion Reader High-Security + Proximity + Mobile	Main Lobby	BLACK	1 ea

**INSTALLATION: \$3,635**







Install Main Access Controller

FRONT OFFICE

N/A

1 ea

Description	Location	Color	Qty
 Install Access Control Power Supply (Up to 8 doors)	FRONT OFFICE	N/A	1 ea
 Install Access Control Panel Connect Strike and Reader wires	Fire Riser-IT	N/A	3 ea
 Replace Access Control Reader	DOORS	N/A	13 ea
 Prewiring Access Control Bundle	FRONT DOOR	N/A	1 ea
 Prewiring Access Control Bundle	Fire Riser-IT	N/A	1 ea
 Install Strike Lock	Fire Riser-IT	N/A	1 ea
<b>ANNUAL HOSTING: \$2,436</b>			
 Annual Hosting (Per Reader)	N/A	N/A	14 ea
 Unlimited Bluetooth Credentials (Per Reader)	N/A	N/A	14 ea
<b>CONTINGENCIES</b>			
 MISCELLANEOUS HARDWARE (\$1,000) This is a place holder for additional budget covering miscellaneous expenses. Only actual expenses will be billed	TBD	N/A	1 ea
		Sub Total	21,839.67
		<b>Total</b>	<b>\$21,839.67</b>

Notes

1. Prices reflects increases due to US government-imposed tariffs since the previous estimate.
2. When this system is added to the existing account (Cagle House), annual cloud hosting at the Cagle House will be discounted according to the rate in this estimate.
3. We assume all existing locks are operational and can be reused.
4. Readers were upgraded from previous estimate to accommodate legacy credential technology (cards & fobs) in addition to new technology.



## Terms & Conditions

The scope of this project excludes the following products and services:

- a. Internet Service - Owner provided
- c. Electrical Work (If needed)
- d. Drywall work and painting (if needed)
- f. Any additional construction Work

1. All products sold and installed by MEDIA NEXUS are warranted for a period of 12 months from the date of project completion unless otherwise indicated by the original manufacturer's warranty. In some cases, the manufacturer's warranty shall exceed the 12 months up to 36 months in which case the warranty shall be transferred to the owner.
2. In addition to the equipment warranty, MEDIA NEXUS warrants its labor and installation services for a period of 120 days from completion of the project.
3. Our commitment is limited to the scope as detailed in this estimate. Any additional request for equipment and/or services that is not covered under this estimate shall be handled as a change order and shall be charged separately.
4. To protect our clients from unexpected charges, all change orders are required to be approved in writing by the owner and fully paid, prior to implementation.
5. Training - At the end of the installation, we will provide a training session to all staff members. This estimate includes one full training session (2 hours)
6. At the completion of the project and final payment, Media Nexus Inc. shall provide the owner with detailed documentation on all components and configuration used in the system. In addition, the owner shall receive the electronic file containing all programming code for the Home Automation system (if applicable).
7. Delivery is expected to be between 1-3 weeks from ordering (Pending equipment availability)
8. All equipment will be shipped directly to the project site
9. Payment Schedule:
  - 9.1 - 55% advanced payment for equipment funding
  - 9.2 - Remaining Balance upon completion and sign-off
10. By accepting this estimate, you confirm that you read the entire estimate, reviewed all information, including suggested colors of products and locations. You also confirm that you fully understand the scope of work as detailed in this estimate.

Bill To  
**CITY OF HOLLY SPRINGS GEORGIA**  
3237 Holly Springs  
Holly Springs, Georgia 30115









Estimate Date : 03.02.2026













Ship To  
3237 Holly Springs  
Holly Springs, Georgia 30115

Expiry Date : 04.01.2026

Project Name : HOLLYSPRINGS-ACCESS

Subject :  
14 Doors Access Control - Public Safety Building

Description	Location	Color	Qty
<b>EQUIPMENT</b>			
 Cloud Node with Built-in Single io Door Controller	FRONT OFFICE	YELLOW	1 ea
 Power Supply/Charger, 2 PTC Class 2 Outputs, 12 /24VDC at 1A	FRONT OFFICE	GREY	1 ea
 ProdataKey Red High-Security Eight-Door Controller with Built-In Ethernet, OSDP or Wiegand, Power Supply and Power Circuit	Fire Riser-IT	YELLOW	1 ea
 High-Security 4-Door Expansion Controller	Fire Riser-IT	YELLOW	1 ea
 ProdataKey Red 2-Door Controller ** Requires PoE++ or Power Outlet	Fire Riser-IT	YELLOW	1 ea
 Mullion Reader High-Security + Proximity + Mobile	Sally Port	BLACK	1 ea
 Mullion Reader High-Security + Proximity + Mobile	Lower Stairs	BLACK	1 ea
 Mullion Reader High-Security + Proximity + Mobile	Lower Lobby	BLACK	1 ea

Description	Location	Color	Qty
 Mullion Reader High-Security + Proximity + Mobile	Secured Files	BLACK	1 ea
 Mullion Reader High-Security + Proximity + Mobile	Fire Riser-IT	BLACK	1 ea
 Complete Pac Electric Strike with Faceplate for Cylindrical Lockset with Latchbolt, 12/24VDC, Satin Stainless Steel	Fire Riser-IT	SILVER	1 ea
 Mullion Reader High-Security + Proximity + Mobile	Evidence Ext	BLACK	1 ea
 Mullion Reader High-Security + Proximity + Mobile	Evidence Vlt	BLACK	1 ea
 Mullion Reader High-Security + Proximity + Mobile	Armory Ext	BLACK	1 ea
 Mullion Reader High-Security + Proximity + Mobile	Armory Vlt	BLACK	1 ea
 Mullion Reader High-Security + Proximity + Mobile	GCIC	BLACK	1 ea
 Mullion Reader High-Security + Proximity + Mobile	Upper Stairs	BLACK	1 ea
 Mullion Reader High-Security + Proximity + Mobile	Front Office	BLACK	1 ea
 Mullion Reader High-Security + Proximity + Mobile	Lobby Hallway	BLACK	1 ea
 Mullion Reader High-Security + Proximity + Mobile	Main Lobby	BLACK	1 ea

## INSTALLATION












Install Main Access Controller

FRONT OFFICE

N/A

1 ea

Description	Location	Color	Qty
 Install Access Control Power Supply (Up to 8 doors)	FRONT OFFICE	N/A	1 ea
 Install Access Control Panel Connect Strike and Reader wires	Fire Riser-IT	N/A	3 ea
 Replace Access Control Reader	DOORS	N/A	13 ea
 Prewiring Access Control Bundle	FRONT DOOR	N/A	1 ea
 Prewiring Access Control Bundle	Fire Riser-IT	N/A	1 ea
 Install Strike Lock	Fire Riser-IT	N/A	1 ea
<b>ANNUAL HOSTING</b>			
 Annual Hosting (Per Reader)	N/A	N/A	14 ea
 Unlimited Bluetooth Credentials (Per Reader)	N/A	N/A	14 ea
<b>CONTINGENCIES</b>			
 MISCELLANEOUS HARDWARE	TBD	N/A	1 ea
Sub Total			21,976.91
<b>Total</b>			<b>\$21,976.91</b>

Notes

1. Sales Tax is excluded from this estimate, pending signed ST-5 form
2. When this system is added to the existing account (Cagle House), annual cloud hosting at the Cagle House will be discounted according to the rate in this estimate.
3. We assume all existing locks are operational and can be reused.
4. Readers were upgraded from previous estimate to accommodate legacy credential technology (cards & fobs) in addition to new technology.

## Terms & Conditions

The scope of this project excludes the following products and services:

- a. Internet Service - Owner provided
- c. Electrical Work (If needed)
- d. Drywall work and painting (if needed)
- f. Any additional construction Work

1. All products sold and installed by MEDIA NEXUS are warranted for a period of 12 months from the date of project completion unless otherwise indicated by the original manufacturer's warranty. In some cases, the manufacturer's warranty shall exceed the 12 months up to 36 months in which case the warranty shall be transferred to the owner.
2. In addition to the equipment warranty, MEDIA NEXUS warrants its labor and installation services for a period of 120 days from completion of the project.
3. Our commitment is limited to the scope as detailed in this estimate. Any additional request for equipment and/or services that is not covered under this estimate shall be handled as a change order and shall be charged separately.
4. To protect our clients from unexpected charges, all change orders are required to be approved in writing by the owner and fully paid, prior to implementation.
5. Training - At the end of the installation, we will provide a training session to all staff members. This estimate includes one full training session (2 hours)
6. At the completion of the project and final payment, Media Nexus Inc. shall provide the owner with detailed documentation on all components and configuration used in the system. In addition, the owner shall receive the electronic file containing all programming code for the Home Automation system (if applicable).
7. Delivery is expected to be between 1-3 weeks from ordering (Pending equipment availability)
8. All equipment will be shipped directly to the project site
9. Payment Schedule:
  - 9.1 - 55% advanced payment for equipment funding
  - 9.2 - Remaining Balance upon completion and sign-off
10. By accepting this estimate, you confirm that you read the entire estimate, reviewed all information, including suggested colors of products and locations. You also confirm that you fully understand the scope of work as detailed in this estimate.

Bill To  
**CITY OF HOLLY SPRINGS GEORGIA**  
 3237 Holly Springs  
 Holly Springs, Georgia 30115

Estimate Date : 03.03.2026








Expiry Date : 03.17.2026




Ship To

Project Name : HOLLYSPRINGS-ACCESS

Subject :

4 Doors Access Control - City Hall Building

Description	Location	Color	Qty
<b>EQUIPMENT: \$2,993.14</b>			
 4-Door Controller	IDF	YELLOW	1 ea
 Mullion Reader High-Security + Proximity + Mobile	Front Ent.	BLACK	1 ea
 Mullion Reader High-Security + Proximity + Mobile	Side Ent.	BLACK	1 ea
 Mullion Reader High-Security + Proximity + Mobile	IT Room	BLACK	1 ea
 Mullion Reader High-Security + Proximity + Mobile	Lobby Ent.	BLACK	1 ea
<b>INSTALLATION: \$725</b>			
 Install Access Control Panel Connect Strike and Reader wires	IDF		1 ea
 Replace existing reader	DOORS		4 ea
<b>ANNUAL CLOUD HOSTING - \$696</b>			

Description	Location	Color	Qty
 Annual Hosting (Per Reader)	N/A	N/A	4 ea
 Unlimited Bluetooth Credentials (Per Reader)	N/A	N/A	4 ea
<b>CONTINGENCIES</b>			
 MISCELLANEOUS HARDWARE		N/A	1 ea
		Sub Total	5,544.30
		<b>Total</b>	<b>\$5,544.30</b>

## Notes

1. Sales Tax is excluded from this estimate, pending signed ST-5 form
2. The system in this estimate is depended on Cloude Node listed in estimate #EST-2026-S0015
3. This estimate excludes door hardware (locks, handles etc)

## Terms & Conditions

The scope of this project excludes the following products and services:

- a. Internet Service - Owner provided
- c. Electrical Work (If needed)
- d. Drywall work and painting (if needed)
- f. Any additional construction Work

1. All products sold and installed by MEDIA NEXUS are warranted for a period of 12 months from the date of project completion unless otherwise indicated by the original manufacturer's warranty. In some cases, the manufacturer's warranty shall exceed the 12 months up to 36 months in which case the warranty shall be transferred to the owner.
2. In addition to the equipment warranty, MEDIA NEXUS warrants its labor and installation services for a period of 120 days from completion of the project.
3. Our commitment is limited to the scope as detailed in this estimate. Any additional request for equipment and/or services that is not covered under this estimate shall be handled as a change order and shall be charged separately.
4. To protect our clients from unexpected charges, all change orders are required to be approved in writing by the owner and fully paid, prior to implementation.
5. Training - At the end of the installation, we will provide a training session to all staff members. This estimate includes one full training session (2 hours)
6. At the completion of the project and final payment, Media Nexus Inc. shall provide the owner with detailed documentation on all components and configuration used in the system. In addition, the owner shall receive the electronic file containing all programming code for the Home Automation system (if applicable).
7. Delivery is expected to be between 1-3 weeks from ordering (Pending equipment availability)
8. All equipment will be shipped directly to the project site
9. Payment Schedule:
  - 9.1 - 55% advanced payment for equipment funding

9.2 - Remaining Balance upon completion and sign-off

10. By accepting this estimate, you confirm that you read the entire estimate, reviewed all information, including suggested colors of products and locations. You also confirm that you fully understand the scope of work as detailed in this estimate.



# Quotation: Project

<b>QUOTE #</b>	<b>1085158682</b>
<b>DATE</b>	<b>03/10/2026</b>
<b>CONTACT</b>	<b>Ron Carter</b>

<b>CUSTOMER</b>
Holly Springs - GA Ron Carter 3237 Holly Springs Pkwy Canton, Georgia 30115-7418

<b>SERVICE LOCATION</b>
Holly Springs - Public Safety Building Ron Carter 3235 Holly Springs Pkwy Canton, Georgia 30115-7418

<b>DESCRIPTION</b>
Public Safety Building - System Replacement with New Front Doors (REV I from 03.09.2026)

Prepared By: Andy Proctor

## Estimate

Description	Qty	Rate	Tax	Total
<b>PDK - 1-2 Entries (Annual Subscription)</b>	2.00	\$180.00	\$0.00	\$360.00
<b>PDK - 3-12 Entries (Annual Subscription)</b>	10.00	\$120.00	\$0.00	\$1,200.00
<b>PDK - 13-100 Entries (Annual Subscription)</b>	2.00	\$90.00	\$0.00	\$180.00
<b>PDK - Mobile Credential (Per Reader) (Annual Subscription)</b>	14.00	\$60.00	\$0.00	\$840.00
<b>PDK - Red CloudNode with Built-in Red 1 Door Controller - with Enclosure</b>	1.00	\$908.44	\$0.00	\$908.44
<b>PDK - Four Door Controller Expansion Board Only, Ethernet, OSDP, Wiegand</b>	4.00	\$984.15	0.00%	\$3,936.60
<b>PDK - 13.56 MHz High Security, Standard Prox Reader with Bluetooth Enabled, Mullion</b>	14.00	\$423.16	0.00%	\$5,924.24
<b>HES - 8000 Series No Cut Electric Strike for Cylindrical Locks; Fail-Safe</b>	1.00	\$243.35	0.00%	\$243.35
<b>Door Contact</b>	3.00	\$9.38	0.00%	\$28.14
<b>Camden - Request to Exit Motion Detector</b>	2.00	\$109.90	0.00%	\$219.80

<b>Altronix - Trove Enclosure with Backplane - Blank - Small</b>	2.00	\$303.62	0.00%	\$607.24
<b>Altronix - 6 Amp Power Supply - 12VDC or 24VDC - Board Only</b>	2.00	\$288.71	0.00%	\$577.42
<b>Altronix - 8 Channel Power Controller</b>	2.00	\$124.18	0.00%	\$248.36
<b>Altronix - 4A Power Supply with 4 Fused Outputs, BC400 Enclosure</b>	1.00	\$293.75	0.00%	\$293.75
<b>Mag Daddy - Magnet Stand-Offs - 10lb.</b>	28.00	\$2.54	0.00%	\$71.12
<b>Windy City - Composite Cable 4 Element Cable White; Plenum</b>	100.00	\$1.44	0.00%	\$144.00
<b>Engineering, Installation, Programming, Testing, and End User Training</b>				\$6,780.00
Misc. - Parts Needed for Installation			4.00%	\$528.10
Shipping			2.50%	\$330.06
Tax Exempt			0.00%	\$0.00

<b>Quote Total:</b>	<b>\$23,420.62</b>
---------------------	--------------------



**SCOPE OF WORK FOR:** Public Safety Building - System Replacement with New Front Doors (REV I from 03.09.2026)

**Scope of Work:**

**PUBLIC SAFETY BUILDING - SYSTEM REPLACEMENT**

- Front Double Doors - DH Pace to provide and install (2) electric panic bars. Ambient Systems will connect to these panic bars. Ambient System will provide and install a new PDK Red mullion reader, request to exit motion detector, and door contact for door prop monitoring. Provide and install a new Altronix power supply specifically for this locking hardware.
- Door 127 - Provide and install a new PDK Red mullion reader, electric strike, request to exit motion detector, and door contact for door prop monitoring.
- Door 108 - Replace the existing HID standard card reader with a new PDK Red Reader multi-technology reader. Reuse the existing locking hardware, wire, and any peripheral devices.
- Door 109 - Replace the existing HID standard card reader with a new PDK Red Reader multi-technology reader. Reuse the existing locking hardware, wire, and any peripheral devices.
- Door 110 - Replace the existing HID standard card reader with a new PDK Red Reader multi-technology reader. Reuse the existing locking hardware, wire, and any peripheral devices.
- Door 111 - Replace the existing HID standard card reader with a new PDK Red Reader multi-technology reader. Reuse the existing locking hardware, wire, and any peripheral devices.
- Door 112 - Replace the existing HID standard card reader with a new PDK Red Reader multi-technology reader. Reuse the existing locking hardware, wire, and any peripheral devices.
- First Floor Records - Replace the existing HID standard card reader with a new PDK Red Reader multi-technology reader. Reuse the existing locking hardware, wire, and any peripheral devices.
- First Floor Stairwell - Replace the existing HID standard card reader with a new PDK Red Reader multi-technology reader. Reuse the existing locking hardware, wire, and any peripheral devices.
- First Floor Double Doors Entry - Replace the existing HID standard card reader with a new PDK Red Reader multi-technology reader. Reuse the existing locking hardware, wire, and any peripheral devices.
- First floor Office Area Entry - Replace the existing HID standard card reader with a new PDK Red Reader multi-technology reader. Reuse the existing locking hardware, wire, and any peripheral devices.
- Door 204 - Replace the existing HID standard card reader with a new PDK Red Reader multi-technology reader. Reuse the existing locking hardware, wire, and any peripheral devices.
- Door 205 - Replace the existing HID standard card reader with a new PDK Red Reader multi-technology reader. Reuse the existing locking hardware, wire, and any peripheral devices.
- Door 223 - Replace the existing HID standard card reader with a new PDK Red Reader multi-technology reader. Reuse the existing locking hardware, wire, and any peripheral devices.
- Provide and install a new PDK Cloud Node and PDK door controllers in the First Floor IT Room.
- Provide and install a new Altronix Trove enclosure, power supply, and access control modules better secure and clean up existing cable.
- Connect to customer provided network.
- Program and test for proper installation.
- Provide end user training.

\*\*\*If any existing equipment is found to be defective, a new quote will be issued for its repair or replacement\*\*\*

\*\*\*First of annual subscription is included in this quote. Annual subscription starting year 2 will be as follows: 14 Readers x \$16.43/mo = \$230.00 x 12 Months = \$2,760.00 annually\*\*\*

**GENERAL:**

- All pricing includes Sales Tax and Shipping Charges.
- 120vac to be provided and installed by others.
- One year warranty on all labor. Excludes acts of God or vandalism.
- Manufacturer's warranty on all other parts listed on this quote.
- If any existing equipment is found to be defective, a new quote will be issued for it's repair or replacement.
- This quote is valid at the time of issuance. If the quoted manufacturer or distributor has a price increase from the time this quote was issued and approved, then Ambient reserves the right to reissue this quote with updated product prices reflective of the manufacturer's or distributor's price increase.



**Project Total: \$23,420.62**

Terms of Acceptance: The above prices and specifications are satisfactory and hereby accepted. You are authorized to complete the work as specified. All work to be completed during normal business hours unless otherwise indicated. Payment terms as indicated below will Ambient Systems progress billing (50% on acceptance and 50% on completion). After 30 days a finance charge of 1.5% per month will apply. As a representative of the above named company, I acknowledge that I am authorized to sign in behalf of the company and that the company is responsible for payment of the work agreed upon this quotation.

**\*\*There will be a 3.0% fee applied to invoices for all credit card transactions over \$1,499.99 - invoiced separately\*\***

Please initial indicating acceptance of this quote and payment terms: \_\_\_\_\_ Ambient Systems Progress Billing

**Thank you for your business!**



# Quotation: Project

<b>QUOTE #</b>	<b>1085158819</b>
<b>DATE</b>	<b>03/10/2026</b>
<b>CONTACT</b>	<b>Ron Carter</b>

<b>CUSTOMER</b>
<p>Holly Springs - GA            Ron Carter            3237 Holly Springs Pkwy            Canton, Georgia 30115-7418</p>

<b>SERVICE LOCATION</b>
<p>Holly Spring - City Hall            Ron Carter            3237 Holly Springs Pkwy            Canton, Georgia 30115-7418</p>

<b>DESCRIPTION</b>
City Hall - System Replacement (REV I from 03.09.2026)

Prepared By: Andy Proctor

## Estimate

Description	Qty	Rate	Tax	Total
<b>PDK - 13-100 Entries (Annual Subscription)</b>	4.00	\$90.00	\$0.00	\$360.00
<b>PDK - Mobile Credential (Per Reader) (Annual Subscription)</b>	4.00	\$60.00	\$0.00	\$240.00
<b>PDK - Red CloudNode with Built-in Red 1 Door Controller - with Enclosure</b>	1.00	\$908.44	0.00%	\$908.44
<b>PDK - Four Door Controller Expansion Board Only, Ethernet, OSDP, Wiegand</b>	1.00	\$984.15	0.00%	\$984.15
<b>PDK - 13.56 MHz High Security, Standard Prox Reader with Bluetooth Enabled, Mullion</b>	4.00	\$423.16	0.00%	\$1,692.64
<b>Altronix - Trove Enclosure with Backplane - Blank - Small</b>	1.00	\$303.62	0.00%	\$303.62
<b>Altronix - 6 Amp Power Supply - 12VDC or 24VDC - Board Only</b>	1.00	\$288.71	0.00%	\$288.71
<b>Altronix - 4 Channel Power Controller</b>	1.00	\$87.10	0.00%	\$87.10
<b>Mag Daddy - Magnet Stand-Offs - 10lb.</b>	12.00	\$2.54	0.00%	\$30.48

<b>Engineering, Installation, Programming, Testing, and End User Training</b>		\$2,370.00
Misc. - Parts Needed for Installation	4.00%	\$171.81
Shipping	2.50%	\$107.38
Tax Exempt	0.00%	\$0.00

<b>Quote Total:</b>	<b>\$7,544.33</b>
---------------------	-------------------



<b>SCOPE OF WORK FOR:</b>	City Hall - System Replacement (REV I from 03.09.2026)
---------------------------	--

**Scope of Work:**

CITY HALL

- Main Entry Door - Replace the existing HID standard card reader with a new PDK Red Reader multi-technology reader. Reuse the existing locking hardware, wire, and any peripheral devices.
- Lobby into Admin Area - Replace the existing HID standard card reader with a new PDK Red Reader multi-technology reader. Reuse the existing locking hardware, wire, and any peripheral devices.
- Side Entrance - Replace the existing HID standard card reader with a new PDK Red Reader multi-technology reader. Reuse the existing locking hardware, wire, and any peripheral devices.
- IT Room Door - Replace the existing HID standard card reader with a new PDK Red Reader multi-technology reader. Reuse the existing locking hardware, wire, and any peripheral devices.
- Provide and install a new PDK Cloud Node in the IT Room.
- Provide and install a new PDK four door controller for the 1st Floor Entry Doors.
- Provide and install a new Altronix Trove enclosure, power supply, and access control modules.
- Connect to customer provided network.
- Program and test for proper installation.
- Provide end user training.

\*\*\*If any existing equipment is found to be defective, a new quote will be issued for its repair or replacement\*\*\*

\*\*\*First of annual subscription is included in this quote. Annual subscription starting year 2 will be as follows: 4 Readers x \$12.50/mo = \$50.00 x 12 Months = \$600.00 annually\*\*\*

**GENERAL:**

- All pricing includes Sales Tax and Shipping Charges.
- 120vac to be provided and installed by others.
- One year warranty on all labor. Excludes acts of God or vandalism.
- Manufacturer's warranty on all other parts listed on this quote.
- If any existing equipment is found to be defective, a new quote will be issued for it's repair or replacement.
- This quote is valid at the time of issuance. If the quoted manufacturer or distributor has a price increase from the time this quote was issued and approved, then Ambient reserves the right to reissue this quote with updated product prices reflective of the manufacturer's or distributor's price increase.



**Project Total: \$7,544.33**

Terms of Acceptance: The above prices and specifications are satisfactory and hereby accepted. You are authorized to complete the work as specified. All work to be completed during normal business hours unless otherwise indicated. Payment terms as indicated below will Ambient Systems progress billing (50% on acceptance and 50% on completion). After 30 days a finance charge of 1.5% per month will apply. As a representative of the above named company, I acknowledge that I am authorized to sign in behalf of the company and that the company is responsible for payment of the work agreed upon this quotation.

\*\*There will be a 3.0% fee applied to invoices for all credit card transactions over \$1,499.99 - invoiced separately\*\*

Please initial indicating acceptance of this quote and payment terms: \_\_\_\_\_ Ambient Systems Progress Billing

**Thank you for your business!**



**FINANCIAL HIGHLIGHTS**  
As of February 28, 2026



**Budget Summary**  
17% of year lapsed

	2025 Year End (unaudited)	2026 Budget	2026 Year to Date	% Annual Budget
<b>REVENUES BY FUND</b>				
General Fund	16,864,108	17,500,000	1,593,955	9.11%
American Rescue Plan (ARP) Act of 2021	22,218	-	-	0.00%
Operating Grant Fund	68,063	70,000	61,877	88.40%
Parks & Recreation Fund	485,403	510,000	90,222	17.69%
Tax Allocation District	723,274	735,000	71,984	9.79%
Hotel/Motel Tax Fund	5,923	6,000	1,213	20.21%
SPLOST VI Fund	5,929,245	6,150,000	1,277,657	20.77%
TSPLOST	-	4,340,000	-	0.00%
Town Center Fund	1,491,005	15,300,000	91,385	0.60%
Urban Redevelopment Agency	20,847,004	15,000,000	148,150	0.99%
Debt Service Fund	3,786,599	3,750,000	492,356	13.13%
Stormwater Utility Fund	715,488	675,000	18,798	2.78%
<b>TOTAL REVENUES - ALL FUNDS</b>	<b>\$ 50,938,330</b>	<b>\$ 64,036,000</b>	<b>\$ 3,847,597</b>	<b>6.01%</b>

<b>EXPENDITURES/EXPENSES BY FUND</b>				
General Fund	15,617,522	17,500,000	2,108,289	12.05%
American Rescue Plan (ARP) Act of 2021	1,961,479	-	-	0.00%
Operating Grant Fund	114,977	70,000	20,226	28.89%
Parks & Recreation Fund	516,184	510,000	44,103	8.65%
Tax Allocation District	744,703	735,000	312,988	42.58%
Hotel/Motel Tax Fund	6,695	6,000	-	0.00%
SPLOST VI Fund	4,745,546	6,150,000	1,303,473	21.19%
TSPLOST	-	4,340,000	-	0.00%
Town Center Fund	1,456,878	15,300,000	26,132	0.17%
Urban Redevelopment Agency	1,812,149	15,000,000	91,385	0.61%
Debt Service Fund	3,787,217	3,750,000	492,356	13.13%
Stormwater Utility Fund	187,452	675,000	28,169	4.17%
<b>TOTAL EXPENDITURES/ EXPENSES - ALL FUNDS</b>	<b>\$ 30,950,802</b>	<b>\$ 64,036,000</b>	<b>\$ 4,427,122</b>	<b>6.91%</b>



**Comparison to Prior Year**  
**17% of year lapsed**

	<b>02/28/2025</b>		<b>% of Annual</b>		<b>02/28/2026</b>		<b>% of Annual</b>
	<b>Actual</b>	<b>2025 Budget</b>	<b>Amended</b>	<b>Budget</b>	<b>Actual</b>	<b>2026 Budget</b>	<b>Budget</b>
	<b>(unaudited)</b>		<b>Budget</b>				
<b>REVENUES BY FUND</b>							
General Fund	1,920,975	16,500,000	11.64%		1,593,955	17,500,000	9.11%
American Rescue Plan (ARP) Act of 2021	10,893	1,920,000	0.57%		-	-	0.00%
Operating Grant Fund	14,962	70,000	21.37%		61,877	70,000	88.40%
Parks & Recreation Fund	86,633	470,250	18.42%		90,222	510,000	17.69%
Tax Allocation District	66,563	654,475	10.17%		71,984	735,000	9.79%
Hotel/Motel Tax Fund	986	6,000	16.44%		1,213	6,000	20.21%
SPLOST VI Fund	1,195,123	7,500,000	0.00%		1,277,657	6,150,000	20.77%
TSPLOST	-	-	0.00%		-	4,340,000	0.00%
Town Center Fund	287,578	8,000,000	3.59%		91,385	15,300,000	0.60%
Urban Redevelopment Agency	56,038	7,500,000	0.75%		148,150	15,000,000	0.99%
Debt Service Fund	895,882	3,789,395	23.64%		492,356	3,750,000	13.13%
Stormwater Utility Fund	36,592	610,000	6.00%		18,798	675,000	2.78%
<b>TOTAL REVENUES - ALL FUNDS</b>	<b>\$ 4,572,225</b>	<b>\$ 47,020,120</b>	<b>9.72%</b>		<b>\$ 3,847,597</b>	<b>\$ 64,036,000</b>	<b>6.01%</b>
<b>EXPENDITURES/EXPENSES BY FUND</b>							
General Fund	2,080,540	16,500,000	12.61%		2,108,289	17,500,000	12.05%
American Rescue Plan (ARP) Act of 2021	-	1,920,000	0.00%		-	-	0.00%
Operating Grant Fund	15,492	70,000	22.13%		20,226	70,000	28.89%
Parks & Recreation Fund	41,883	470,250	8.91%		44,103	510,000	8.65%
Tax Allocation District	321,766	654,475	0.00%		312,988	735,000	42.58%
Hotel/Motel Tax Fund	1,800	6,000	30.00%		-	6,000	0.00%
SPLOST VI Fund	259,565	7,500,000	0.00%		1,303,473	6,150,000	21.19%
TSPLOST	-	-	0.00%		-	4,340,000	0.00%
Town Center Fund	166,162	8,000,000	2.08%		26,132	15,300,000	0.17%
Urban Redevelopment Agency	287,578	7,500,000	3.83%		91,385	15,000,000	0.61%
Debt Service Fund	831,402	3,789,395	21.94%		492,356	3,750,000	13.13%
Stormwater Utility Fund	8,457	610,000	1.39%		28,169	675,000	4.17%
<b>TOTAL EXPENDITURES/ EXPENSES - ALL FUNDS</b>	<b>\$ 4,014,645</b>	<b>\$ 47,020,120</b>	<b>8.54%</b>		<b>\$ 4,427,122</b>	<b>\$ 64,036,000</b>	<b>6.91%</b>



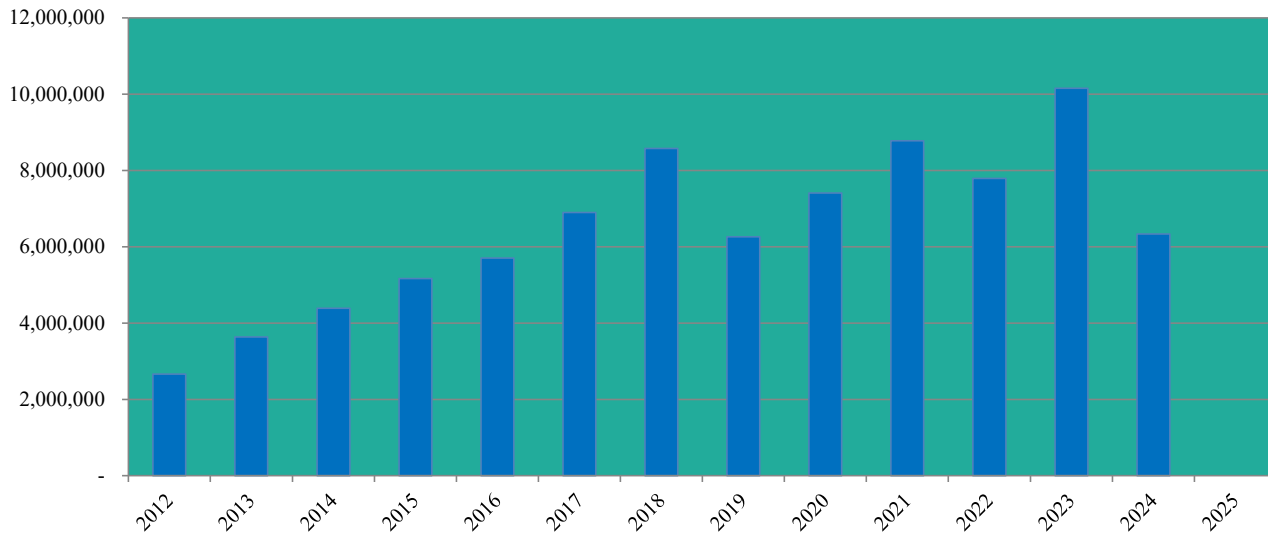
**Changes in Fund Balance/Net Position  
As of February 28, 2026**

Unaudited

Fund	Balance as of 2/28/2025 (unaudited)	Revenues	Expenditures/ Expenses	Balance as of 02/28/2026	Net Increase/ (Decrease)
General Fund	6,332,250	1,593,955	2,108,289	5,817,915	(514,335)
American Rescue Plan (ARP) Act of 2021	79,550	-	-	79,550	-
Operating Grant Fund	37,372	61,877	20,226	79,023	41,651
Parks & Recreation Fund	245,602	90,222	44,103	291,721	46,119
Tax Allocation District	527,925	71,984	312,988	286,922	(241,003)
Hotel/ Motel Tax Fund	8,908	1,213	-	10,121	1,213
SPLOST VI Fund	366,408	1,277,657	1,303,473	340,592	(25,816)
TSPLOST	-	-	-	-	-
Town Center Fund	(52,782)	91,385	26,132	12,471	65,253
Urban Redevelopment Agency	7,966,935	148,150	91,385	8,023,699	56,764
Debt Service Fund	43,280	492,356	492,356	43,280	-
Stormwater Utility Fund	12,461,243	18,798	28,169	12,451,872	(9,371)
	<b>\$ 28,016,691</b>	<b>\$ 3,847,597</b>	<b>\$ 4,427,122</b>	<b>\$ 27,437,166</b>	<b>\$ (579,525)</b>

**General Fund - History of Fund Balance**

**GENERAL FUND FUND BALANCE**

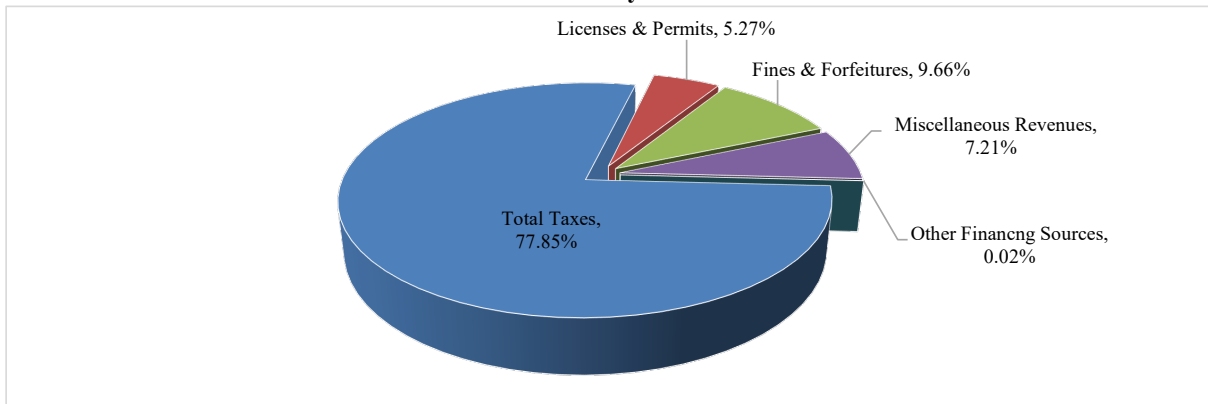




**Budget Comparison Report - General Fund**  
17% of year lapsed

REVENUES	February 2026 Transactions	2026 Budget	YTD Transactions	% of Annual Budget
Property Taxes	83,668	9,994,845	262,194	2.62%
Motor Vehicle Taxes	1,492	20,000	3,216	16.08%
Motor Vehicle Title Ad Valorem Tax	81,974	915,000	157,270	17.19%
Mobile Home Tax	-	60	-	0.00%
Recording Intangible Taxes	2,756	65,000	11,995	18.45%
Penalties & Interest	1,640	14,000	2,907	20.77%
Fifa Fees	210	2,000	225	11.25%
Franchise Tax	308,586	640,000	741,417	115.85%
Railroad Equipment Car Tax	-	650	715	110.00%
Real Estate Transfer Tax	1,234	30,000	3,555	11.85%
Business & Occupation Tax	30,235	150,000	57,410	38.27%
Financial Institutions Tax	-	4,000	-	0.00%
Insurance Premium Tax	-	1,700,000	-	0.00%
<b>Total Taxes</b>	<b>570,128</b>	<b>14,009,175</b>	<b>1,240,903</b>	<b>8.86%</b>
Licenses & Permits	59,374	2,272,825	83,960	3.69%
Fines & Forfeitures	81,164	911,900	153,991	16.89%
Miscellaneous Revenues	25,883	78,560	34,246	43.59%
Interest Income	52,680	102,500	80,605	78.64%
Proceeds from the Sale of Conf Assets	-	-	-	100%
Transfer from Other Funds	-	-	-	100%
Proceeds from the Sale of Assets	-	25,000	249	1.00%
Inception of Lease Liability	-	100,000	-	0.00%
Issuance of Long-term Debt	-	-	-	100%
Inception of Subscription Liability	-	-	-	100%
Donation from Private Sources	-	40	-	100%
Fund Balance	-	-	-	0.00%
<b>TOTAL GENERAL FUND REVENUES</b>	<b>\$ 789,228</b>	<b>\$ 17,500,000</b>	<b>\$ 1,593,955</b>	<b>9.11%</b>

**Revenues by Source**

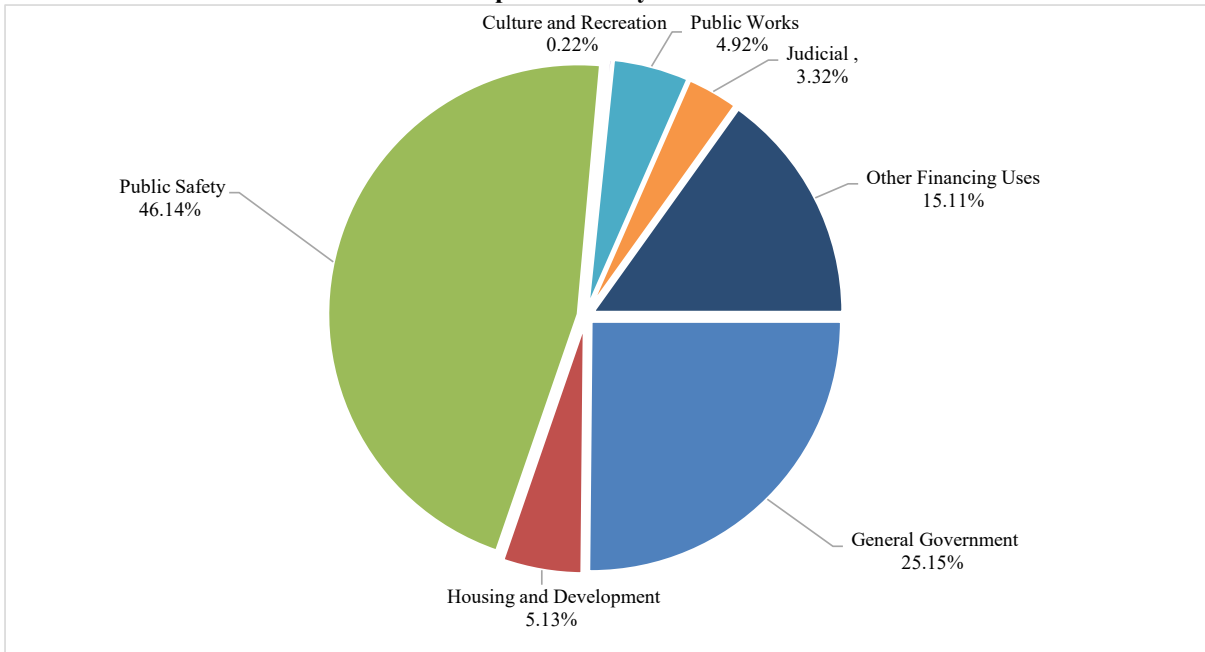




**Budget Comparison Report - General Fund**  
 17% of year lapsed

<b>EXPENDITURES</b>	<b>February 2026 Transactions</b>	<b>2026 Budget</b>	<b>YTD Transactions</b>	<b>% of Annual Budget</b>
General Government	152,299	2,744,520	530,250	19.32%
Housing and Development	52,006	735,133	108,250	14.73%
Public Safety	402,425	10,558,184	972,718	9.21%
Culture and Recreation	325	44,000	4,700	10.68%
Public Works	44,620	793,191	103,786	13.08%
Judicial	47,275	624,167	69,976	11.21%
Other Financing Uses	54,285	2,000,805	318,610	15.92%
<b>TOTAL GENERAL FUND EXPENDITURES</b>	<b>\$ 753,235</b>	<b>\$ 17,500,000</b>	<b>\$ 2,108,289</b>	<b>12.05%</b>

**Expenditures by Function**





**Budget Comparison Report - All Funds**  
17% of year lapsed

Unaudited

	2025 Year End Actuals	2026 Budget	Year to Date	% 2026 Annual Budget
<b><u>GENERAL FUND</u></b>				
Revenues:	16,864,108	17,500,000	1,593,955	9.11%
Expenditures:	15,617,522	17,500,000	2,108,289	12.05%
<b>Excess Revenues over (under) Expenditures</b>	<b>1,246,586</b>	<b>-</b>	<b>(514,335)</b>	
<b><u>OPERATING GRANT FUND</u></b>				
Revenues:	68,063	70,000	61,877	88.40%
Expenditures:	114,977	70,000	20,226	28.89%
<b>Excess Revenues over (under) Expenditures</b>	<b>(46,914)</b>	<b>-</b>	<b>41,651</b>	
<b><u>PARKS &amp; RECREATION FUND</u></b>				
Revenues:	485,403	510,000	90,222	17.69%
Expenditures:	516,184	510,000	44,103	8.65%
<b>Excess Revenues over (under) Expenditures</b>	<b>(30,781)</b>	<b>-</b>	<b>46,119</b>	
<b><u>TAX ALLOCATION DISTRICT</u></b>				
Revenues:	723,274	735,000	71,984	9.79%
Expenditures:	744,703	735,000	312,988	42.58%
<b>Excess Revenues over (under) Expenditures</b>	<b>(21,429)</b>	<b>-</b>	<b>(241,003)</b>	
<b><u>HOTEL/MOTEL TAX FUND</u></b>				
Revenues:	5,923	6,000	1,213	20.21%
Expenditures:	6,695	6,000	-	0.00%
<b>Excess Revenues over (under) Expenditures</b>	<b>(772)</b>	<b>-</b>	<b>1,213</b>	
<b><u>URBAN REDEVELOPMENT AGENCY</u></b>				
Revenues:	20,847,004	15,000,000	148,150	0.99%
Expenditures:	1,812,149	15,000,000	91,385	0.61%
<b>Excess Revenues over (under) Expenditures</b>	<b>19,034,855</b>	<b>-</b>	<b>56,764</b>	



**Budget Comparison Report - All Funds**  
17% of year lapsed

Unaudited

	2025 Year End Actuals	2026 Budget	Year to Date	% 2026 Annual Budget
<b><u>SPLOST VI FUND</u></b>				
Revenues:	5,929,245	6,150,000	1,277,657	20.77%
Expenditures:	4,745,546	6,150,000	1,303,473	21.19%
<b>Excess Revenues over (under) Expenditures</b>	<b>1,183,699</b>	<b>-</b>	<b>(25,816)</b>	
<b><u>TSPLOST FUND</u></b>				
Revenues:	-	4,340,000	-	0.00%
Expenditures:	-	4,340,000	-	0.00%
<b>Excess Revenues over (under) Expenditures</b>	<b>-</b>	<b>-</b>	<b>-</b>	
<b><u>TOWN CENTER FUND</u></b>				
Revenues:	1,491,005	15,300,000	91,385	0.60%
Expenditures:	1,456,878	15,300,000	26,132	0.17%
<b>Excess Revenues over (under) Expenditures</b>	<b>34,127</b>	<b>-</b>	<b>65,253</b>	
<b><u>DEBT SERVICE FUND</u></b>				
Revenues:	3,786,599	3,750,000	492,356	13.13%
Expenditures:	3,787,217	3,750,000	492,356	13.13%
<b>Excess Revenues over (under) Expenditures</b>	<b>(618)</b>	<b>-</b>	<b>-</b>	
<b><u>STORMWATER UTILITY FUND</u></b>				
Revenues:	715,488	675,000	18,798	2.78%
Expenses:	187,452	675,000	28,169	4.17%
<b>Excess Revenues over (under) Expenses</b>	<b>528,036</b>	<b>-</b>	<b>(9,371)</b>	



**Investments**  
As of February 28, 2026

<b>South State Bank</b>	
Downtown Development Authority - CD 4.25%	108,786
<hr/>	
<b>Subtotal South State Bank</b>	<b>\$ 108,786</b>
Goldman Sachs Autocallable GS Momentum Builder	259,375
Certificate of Deposit - CD 4.25% Maturity Date - 2/22/2026	340,907
Certificate of Deposit - CD 4.25% Maturity Date - 2/28/2026	283,023
Certificate of Deposit - CD 4.25% Maturity Date - 2/24/2026	568,288
Certificate of Deposit - CD 4.25% Maturity Date - 2/24/2026	571,494
Certificate of Deposit - CD 4.25% Maturity Date - 2/24/2026	279,465
Certificate of Deposit - CD 4.25% Maturity Date - 2/28/2026	281,799
Certificate of Deposit - CD 4.25% Maturity Date - 2/28/2026	84,672
Certificate of Deposit - CD 4.25% Maturity Date - 2/28/2026	1,105,569
Certificate of Deposit - CD 4.25% Maturity Date - 3/7/2026	627,169
<hr/>	
<b>Subtotal South State Investment Services</b>	<b>\$ 4,401,761</b>
<b>Total Investments</b>	<b>\$ 4,510,547</b>



**Cash**  
As of February 28, 2026

**South State Bank**

General Fund	1,024,603
Municipal Court Fund	108,600
Police Forfeiture Account	1,246
Police Seized Asset Account	26
Money Market Account	8,879,323
Main Street Board	35,242
Tree Replacement Fund	38,253
Operating Grant Fund	17,148
Parks & Recreation Fund	228,238
Tax Allocation District (TAD)	221,812
Hotel Motel Tax Fund	8,862
SPLOST VI	13,917
TSPLOST	-
Town Center Fund	17,284
Debt Service Fund	42,662
Downtown Development Authority - Checking	4,180
Stormwater Utility Fund	554,403

**Subtotal South State Bank** **\$ 11,195,801**

**South State Investment Services**

Budget Stabilization Cash Account	91
-----------------------------------	----

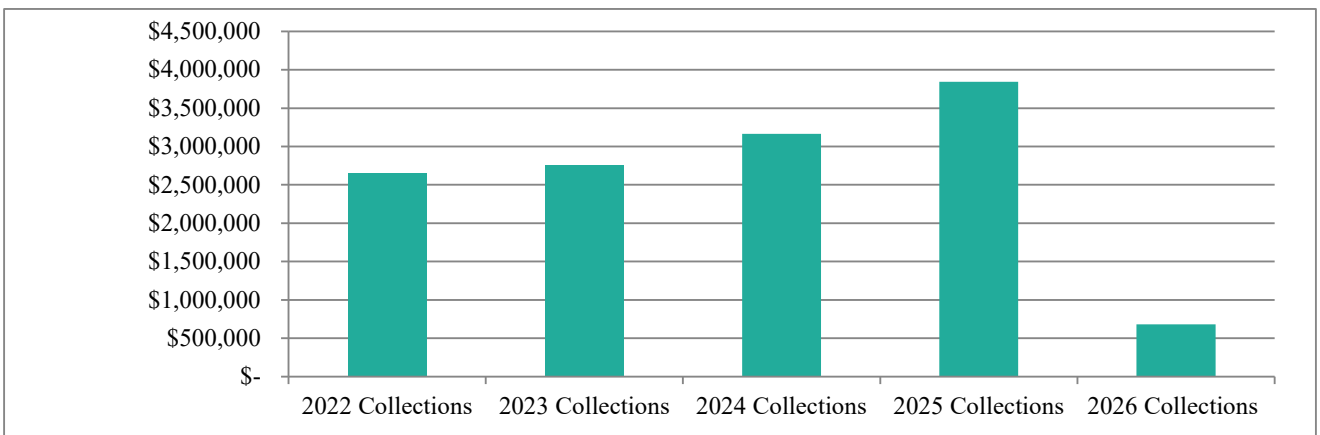
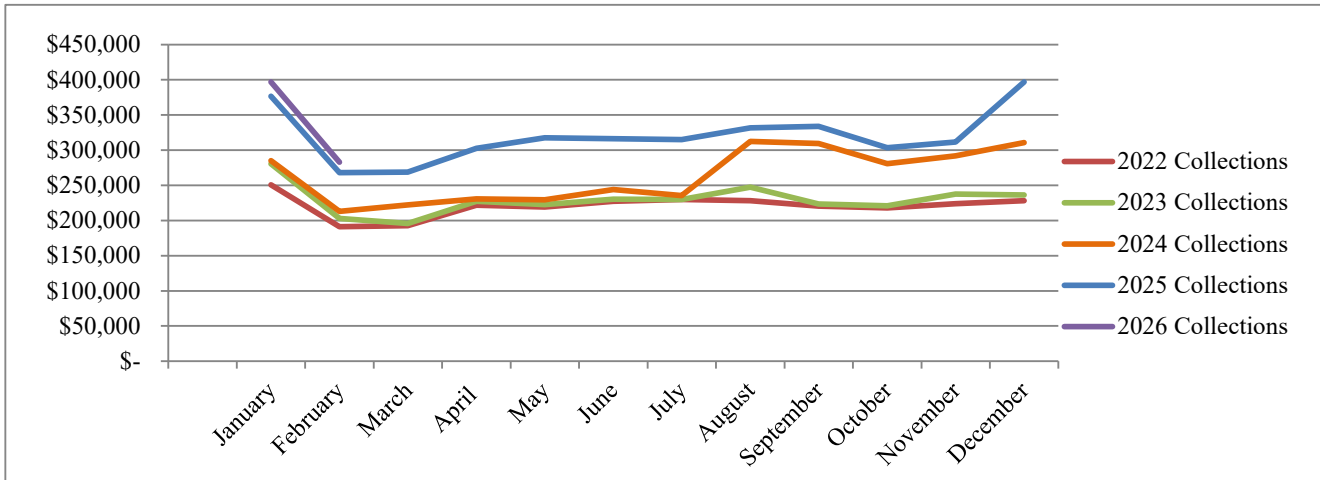
**Subtotal South State Investment Services** **\$ 91**

**Total Cash** **\$ 11,195,892**



**Special Purpose Local Option Sales Tax Collections**  
As of February 28, 2026

	2022 Collections	2023 Collections	2024 Collections	2025 Collections	2026 Collections	% Change from Prior Year
January	\$ 250,695	\$ 280,583	\$ 284,961	\$ 376,756	\$ 396,908	32.21%
February	191,168	202,766	212,973	268,028	282,914	25.85%
March	192,686	195,742	222,279	268,721		20.89%
April	221,796	227,217	230,875	302,760		31.14%
May	219,102	222,579	229,480	317,365		38.30%
June	227,296	230,478	243,921	316,327		29.68%
July	229,938	229,808	235,599	314,915		33.67%
August	228,172	247,254	312,409	331,501		6.11%
September	220,495	223,389	309,613	333,791		7.81%
October	217,820	220,673	280,899	303,310		7.98%
November	223,696	237,509	292,072	311,722		6.73%
December	228,006	236,436	310,513	396,908		27.82%
	<b>\$ 2,650,872</b>	<b>\$ 2,754,435</b>	<b>\$ 3,165,593</b>	<b>\$ 3,842,103</b>	<b>\$ 679,823</b>	





**Downtown Development Authority**  
As of February 28, 2026

	February 2026 Transactions	2026 Budget	YTD Transactions	% of Annual Budget
<b>Revenues</b>				
Interest Revenue	795.47	-	795.74	100%
Miscellaneous Revenue	-	6,500	-	0.00%
Proceeds from Sale of Property	-	2,234,500	-	0.00%
<b>TOTAL REVENUES</b>	\$ <b>795.47</b>	\$ <b>2,241,000</b>	\$ <b>795.74</b>	<b>0.04%</b>
<b>Expenditures</b>				
Dues & Fees	-	500	-	0.00%
Training	-	250	-	0.00%
DDA Meetings	-	3,000	-	0.00%
Other Expenditures	-	250	-	0.00%
Sponsorships	-	2,500	-	0.00%
Transfers to Primary Government	-	2,234,500	-	0.00%
<b>TOTAL EXPENDITURES</b>	\$ <b>-</b>	\$ <b>2,241,000</b>	\$ <b>-</b>	<b>0.00%</b>



## GENERAL FUND REVENUE DETAIL

As of February 28, 2026

	February 2026 Transactions	2026 Budget	YTD Transactions	% of Annual Budget
Real Property Tax	83,668	9,994,845	193,361	1.93%
Real Property Tax - Public Utility	15,316	56,870	38,358	67.45%
Personal Property Tax	15,428	162,250	30,475	18.78%
Motor Vehicle Tax	1,492	20,000	3,216	16.08%
Motor Vehicle Title Ad Valorem Tax	81,974	915,000	157,270	17.19%
Apportioned Vehicles (AAVT)	-	4,500	-	0.00%
Mobile Home Tax	-	60	-	0.00%
Intangible Tax	2,756	65,000	11,995	18.45%
Railroad Equipment Car Tax	-	650	715	110.00%
Real Estate Transfer Tax	1,234	30,000	3,555	11.85%
Franchise Tax - Electric	308,586	640,000	713,826	111.54%
Franchise Tax - Gas	-	125,000	-	0.00%
Franchise Tax - Cable	26,673	120,000	26,673	22.23%
Franchise Tax - Telephone	915	5,000	918	18.36%
Business & Occupational Tax	30,235	150,000	57,410	38.27%
Insurance Premium Tax	-	1,700,000	-	0.00%
Financial Institutions Tax	-	4,000	-	0.00%
Penalties & Interest	1,640	14,000	2,907	20.77%
FiFa Fees	210	2,000	225	11.25%
<b>Total Taxes</b>	<b>570,128</b>	<b>14,009,175</b>	<b>1,240,903</b>	<b>8.86%</b>
Alcoholic Beverage Licenses	-	70,000	-	0.00%
Alcohol Pouring Permit	230	5,000	565	11.30%
Zoning and Land Use Permits	60	5,000	390	7.80%
Planning and Development Fees	-	7,500	-	0.00%
Sign Permit Fees	50	2,000	150	7.50%
Special Event Permits	-	250	-	0.00%
Personal Transportation Veh Permit	10	50	10	20.00%
Vacant Lot Registration	-	25	-	0.00%
Other Licenses and Permits	145	2,500	145	5.80%
Building Permit Revenue	32,871	1,990,000	49,551	2.49%
Certificate of Occupancy Fees	2,000	75,000	5,000	6.67%
Building Permit - Reinspection Fees	1,450	5,000	3,700	74.00%
Building Permit-Sub Fee	9,797	40,000	11,471	28.68%
Occupational Tax Late Fees	-	500	-	0.00%
Plan Review Fees	12,761	70,000	12,978	18.54%
<b>Total Licenses and Permits</b>	<b>59,374</b>	<b>2,272,825</b>	<b>83,960</b>	<b>3.69%</b>
Municipal Court Fines	78,514	900,000	150,091	16.68%
Cash confiscations-Forfeitures	-	150	-	0.00%
Proceeds From Sale of Confiscations	2,650	500	2,650	530.00%
Court Costs	-	1,000	-	0.00%
Tree Recompense Revenue	-	5,000	-	0.00%
Other Fines & Forfeitures-Code	-	5,000	1,250	25.00%
Other Forfeitures	-	250	-	0.00%
<b>Total Fines and Forfeitures</b>	<b>81,164</b>	<b>911,900</b>	<b>153,991</b>	<b>16.89%</b>



**GENERAL FUND REVENUE DETAIL**

As of February 28, 2026

	February 2026 Transactions	2026 Budget	YTD Transactions	% of Annual Budget
Grant Revenue	-	-	-	100%
Probation Fees	4,983	30,000	8,062	26.87%
Printing and Duplicating Service Fees	-	500	67	13.44%
Election and Qualifying Fees	-	360	-	0.00%
Advertising Fees	-	650	-	0.00%
Accident/Incident Reports	280	3,000	280	9.33%
Wrecker Service Contract	20,000	20,000	20,000	100.00%
Background Checks	105	1,000	210	21.00%
Bad Check Fees	-	50	-	0.00%
Miscellaneous Revenue	515	10,000	515	5.15%
Rents and Royalties	-	3,000	-	0.00%
Reimbursement for Damaged Property	-	10,000	5,112	51.12%
<b>Total Miscellaneous Income</b>	<b>25,883</b>	<b>78,560</b>	<b>34,246</b>	<b>43.59%</b>
Interest Revenue	48,580	100,000	80,605	80.60%
Unrealized Gain or Loss on Investments	4,100	2,500	-	0.00%
<b>Total Investment Income</b>	<b>52,680</b>	<b>102,500</b>	<b>80,605</b>	<b>78.64%</b>
Proceeds from Sale of Assets	-	25,000	249	1.00%
Inception of lease liabilities	-	100,000	-	0.00%
Donations from Private Sources	-	40	-	0.00%
Fund Balance	-	-	-	100%
Transfer from Other Funds	-	-	-	100%
<b>Total Other Financing Sources</b>	<b>-</b>	<b>125,040</b>	<b>249</b>	<b>0.20%</b>
<b>TOTAL GENERAL FUND REVENUES</b>	<b>\$ 789,228</b>	<b>\$ 17,500,000</b>	<b>\$ 1,593,955</b>	<b>9.11%</b>



**General Fund Expenditures**  
As of February 28, 2026

	February 2026 Transactions	2026 Budget	YTD Transactions	% of Annual Budget
<b><i>Governing Body</i></b>				
Salaries & Wages-Council	3,500	42,000	7,000	16.67%
Employee Benefits-Medical	8,354	146,508	17,048	11.64%
Employee Benefits-Dental	387	5,398	775	14.35%
Employee Benefits-ADD Life	65	779	195	25.01%
FICA	150	2,604	312	11.98%
Medicare	35	609	73	11.99%
Employee Benefits-Retirement	254	3,002	508	16.94%
Unemployment	1	130	3	2.15%
Workers Comp Insurance	-	146	110	75.14%
<b><i>Total Salaries and Benefits</i></b>	<b><u>12,747</u></b>	<b><u>201,176</u></b>	<b><u>26,024</u></b>	<b><u>12.94%</u></b>
Communications	257	480	407	84.69%
Travel	-	1,000	-	0.00%
Dues and Fees	660	750	759	101.25%
Education and Training	-	750	-	0.00%
Other Expenditures	(35)	250	(124)	-49.49%
General Supplies and Materials	-	50	-	0.00%
<b><i>Total Operations</i></b>	<b><u>882</u></b>	<b><u>3,280</u></b>	<b><u>1,042</u></b>	<b><u>31.77%</u></b>
<b><i>City Manager</i></b>				
Salaries & Wages	21,880	284,438	43,550	15.31%
Employee Benefits-Medical	1,940	23,650	3,934	16.64%
Employee Benefits-Dental	125	1,736	251	14.45%
Employee Benefits-ADD Life	18	221	55	24.94%
Employee Benefits-Disability	126	1,588	378	23.80%
FICA	1,344	16,308	2,676	16.41%
Medicare	314	4,124	626	15.18%
Employee Benefits-Retirement	1,722	20,327	3,443	16.94%
Unemployment	-	47	6	12.13%
Workers' Comp. Insurance	-	1,472	1,106	75.15%
<b><i>Total Salaries and Benefits</i></b>	<b><u>27,470</u></b>	<b><u>353,911</u></b>	<b><u>56,025</u></b>	<b><u>15.83%</u></b>
Communications	78	900	123	13.64%
Travel	-	1,300	-	0.00%
Dues and Fees	480	2,000	845	42.25%
Education and Training	-	1,250	-	0.00%
Other Expenditures	-	1,500	1,438	95.84%
General Supplies and Materials	-	150	-	0.00%
<b><i>Total Operations</i></b>	<b><u>558</u></b>	<b><u>7,100</u></b>	<b><u>2,405</u></b>	<b><u>33.88%</u></b>



**General Fund Expenditures**  
As of February 28, 2026

	February 2026 Transactions	2026 Budget	YTD Transactions	% of Annual Budget
<b>City Clerk</b>				
Salaries & Wages	10,366	135,259	20,632	15.25%
Employee Benefits-Medical	3,167	38,575	6,424	16.65%
Employee Benefits-Dental	60	946	119	12.62%
Employee Benefits-ADD Life	18	221	55	24.95%
Employee Benefits-Disability	79	994	237	23.80%
FICA	606	8,386	1,209	14.42%
Medicare	142	1,961	283	14.42%
Employee Benefits-Retirement	819	9,666	1,637	16.94%
Unemployment	2	63	5	8.38%
Workers' Comp. Insurance	-	470	353	75.15%
<b>Total Salaries and Benefits</b>	<b>15,258</b>	<b>196,541</b>	<b>30,955</b>	<b>15.75%</b>
Professional Services	-	5,000	-	0.00%
Communications	35	900	80	8.84%
Travel	-	1,250	-	0.00%
Dues and Fees	138	6,500	1,737	26.72%
Education and Training	-	1,500	-	0.00%
Other Expenditures	-	500	-	0.00%
General Supplies and Materials	-	250	-	0.00%
General Supplies - Postage	-	300	-	0.00%
Small Equipment	-	500	-	0.00%
Software	-	22,500	12,165	54.07%
Other Supplies - Uniforms	-	50	-	0.00%
<b>Total Operations</b>	<b>173</b>	<b>39,250</b>	<b>13,981</b>	<b>35.62%</b>
<b>Elections</b>				
Advertising	-	1,000	165	16.54%
<b>Total Operations</b>	<b>-</b>	<b>1,000</b>	<b>165</b>	<b>100.00%</b>
<b>Contingency</b>				
Contingency	-	175,000	-	0.00%
<b>Total Operations</b>	<b>-</b>	<b>175,000</b>	<b>-</b>	<b>0.00%</b>
<b>Financial Administration</b>				
Salaries & Wages	20,893	272,854	41,495	15.21%
Employee Benefits-Medical	8,447	102,675	17,132	16.69%
Employee Benefits-Dental	88	1,510	175	11.62%
Employee Benefits-ADD Life	37	441	110	25.00%
Employee Benefits-Disability	184	2,316	551	23.81%
FICA	1,188	16,917	2,368	14.00%
Medicare	278	3,956	554	14.00%
Employee Benefits-Retirement	1,651	19,500	3,303	16.94%
Unemployment	3	94	11	12.13%
Workers' Comp. Insurance	-	949	713	75.15%
<b>Total Salaries and Benefits</b>	<b>32,768</b>	<b>421,212</b>	<b>66,412</b>	<b>15.77%</b>



**General Fund Expenditures**  
As of February 28, 2026

	February 2026 Transactions	2026 Budget	YTD Transactions	% of Annual Budget
Professional Services - Audit	9,500	40,000	9,500	23.75%
Advertising/Promotions	-	2,800	-	0.00%
Printing and Binding	-	1,500	-	0.00%
Travel	-	500	-	0.00%
Dues and Fees	1,882	10,000	4,583	45.83%
Education and Training	-	2,000	-	0.00%
Other Expenditures	-	500	-	0.00%
General Supplies and Materials	-	1,500	-	0.00%
General Supplies-Postage	99	7,500	276	3.68%
Small Equipment	-	250	-	0.00%
Software	-	5,251	2,549	48.55%
<b>Total Operations</b>	<b>11,481</b>	<b>71,801</b>	<b>16,909</b>	<b>23.55%</b>
<b>Licensing</b>				
Salaries & Wages	2,128	27,661	4,235	15.31%
Employee Benefits-Medical	1,200	14,608	2,434	16.66%
Employee Benefits-Dental	22	255	44	17.19%
Employee Benefits-ADD Life	6	74	18	24.81%
Employee Benefits-Disability	19	238	57	23.81%
FICA	115	1,715	230	13.43%
Medicare	27	401	54	13.44%
Employee Benefits-Retirement	167	1,977	335	16.94%
Unemployment	1	16	2	10.63%
Workers' Comp. Insurance	-	48	36	75.17%
<b>Total Salaries and Benefits</b>	<b>3,685</b>	<b>46,993</b>	<b>7,445</b>	<b>15.84%</b>
General Supplies and Materials	-	100	-	0.00%
General Supplies - Postage	-	1,500	-	0.00%
Software	-	3,000	-	0.00%
Other Supplies-Uniforms	-	50	-	0.00%
<b>Total Operations</b>	<b>-</b>	<b>4,650</b>	<b>-</b>	<b>0.00%</b>
<b>Legal</b>				
Professional Services - Legal	7,508	35,000	7,508	21.45%
<b>Total Operations</b>	<b>7,508</b>	<b>35,000</b>	<b>7,508</b>	<b>21.45%</b>
<b>Information Technology</b>				
Salaries & Wages	4,583	59,575	16,501	27.70%
Employee Benefits-Medical	1,292	15,767	2,620	16.62%
Employee Benefits-Dental	160	381	320	84.08%
Employee Benefits-ADD Life	12	147	37	25.00%
Employee Benefits-Disability	40	525	119	22.68%
FICA	281	3,694	1,010	27.34%
Medicare	66	864	236	27.34%
Employee Benefits-Retirement	361	4,258	721	16.94%
Unemployment	2	31	7	21.32%
Workers' Comp. Insurance	-	207	156	75.14%
<b>Total Salaries and Benefits</b>	<b>6,796</b>	<b>85,449</b>	<b>21,728</b>	<b>25.43%</b>



**General Fund Expenditures**  
As of February 28, 2026

	February 2026 Transactions	2026 Budget	YTD Transactions	% of Annual Budget
Professional Services	-	20,000	-	0.00%
Communications	119	480	169	35.30%
Dues and Fees	-	250	33	13.26%
Other Expenditures	-	250	186	74.46%
General Supplies and Materials	-	500	-	0.00%
Small Equipment	-	5,000	-	0.00%
Software	1,383	225,000	111,497	49.55%
<b>Total Operations</b>	<b>1,502</b>	<b>251,480</b>	<b>111,886</b>	<b>44.49%</b>
<b>Human Resources</b>				
Salaries & Wages	-	58,622	-	0.00%
Employee Benefits-Medical	1	43,580	104	0.24%
Employee Benefits-Dental	-	1,545	-	0.00%
Employee Benefits-ADD Life	-	147	-	0.00%
Employee Benefits-Disability	-	594	-	0.00%
FICA	-	3,635	-	0.00%
Medicare	-	850	-	0.00%
Employee Benefits-Retirement	355	4,189	710	16.94%
Unemployment	-	31	-	0.00%
Workers' Comp. Insurance	-	204	153	75.15%
<b>Total Salaries and Benefits</b>	<b>356</b>	<b>113,397</b>	<b>967</b>	<b>0.85%</b>
Professional Services	-	30,000	-	0.00%
Advertising/Promotions	-	100	-	0.00%
Communications	-	300	-	0.00%
Travel	-	1,000	-	0.00%
Dues and Fees	-	1,200	302	25.14%
Education and Training	-	1,500	-	0.00%
Other Expenditures	-	150	-	0.00%
General Supplies and Materials	-	500	-	0.00%
General Supplies-Postage	-	100	-	0.00%
Small Equipment	-	500	-	0.00%
Software	-	5,500	5,023	91.32%
Other Supplies - Uniforms	-	50	-	0.00%
<b>Total Operations</b>	<b>-</b>	<b>40,900</b>	<b>5,324</b>	<b>13.02%</b>
<b>Risk Management</b>				
Professional Services	5,500	20,000	30,500	152.50%
Liability Insurance	-	281,600	80,952	28.75%
<b>Total Operations</b>	<b>5,500</b>	<b>301,600</b>	<b>111,452</b>	<b>36.95%</b>
<b>General Government Building</b>				
Salaries & Wages	5,452	91,854	10,549	11.48%
Employee Benefits-Medical	1,292	14,837	2,618	17.65%
Employee Benefits-Dental	32	381	63	16.63%
Employee Benefits-ADD Life	12	147	37	25.00%
Employee Benefits-Disability	36	453	108	23.81%
FICA	335	5,695	645	11.33%
Medicare	78	1,332	151	11.33%
Employee Benefits-Retirement	325	3,835	650	16.94%
Unemployment	2	63	4	6.70%
Workers' Comp. Insurance	-	2,119	1,592	75.15%
<b>Total Salaries and Benefits</b>	<b>7,564</b>	<b>120,716</b>	<b>16,418</b>	<b>13.60%</b>



**General Fund Expenditures**  
As of February 28, 2026

	February 2026 Transactions	2026 Budget	YTD Transactions	% of Annual Budget
Professional Services	-	20,250	-	0.00%
Disposal - Garbage	105	500	105	21.01%
Lawn Care	-	500	-	0.00%
Pest Control	250	5,000	250	5.00%
Repairs and Maintenance	750	35,000	750	2.14%
Repairs and Maintenance - Vehicles	204	7,500	222	2.96%
Rental of Equipment	576	7,500	1,142	15.23%
Communications	1,090	20,000	2,261	11.31%
Dues and Fees	92	504	695	137.96%
Other Expenditures	-	1,000	-	0.00%
General Supplies and Materials	99	8,000	726	9.08%
Water and Sewer	487	3,500	567	16.19%
Natural Gas	1,518	5,000	2,055	41.10%
Electricity	1,735	16,000	2,359	14.75%
Gasoline and Diesel	169	4,000	327	8.17%
Small Equipment	-	2,000	-	0.00%
Other Supplies-Uniforms	-	150	-	0.00%
<b>Total Operations &amp; Capital</b>	<b>7,074</b>	<b>136,404</b>	<b>11,460</b>	<b>8.40%</b>
 <i>Communication &amp; Eternal Affairs</i>				
Salaries & Wages	6,927	90,056	13,788	15.31%
Employee Benefits-Medical	2,117	25,791	4,295	16.65%
Employee Benefits-Dental	59	698	119	17.03%
Employee Benefits-ADD Life	11	132	33	25.05%
Employee Benefits-Disability	61	775	184	23.80%
FICA	413	5,583	822	14.72%
Medicare	97	1,306	192	14.72%
Employee Benefits-Retirement	545	6,436	1,090	16.94%
Unemployment	1	28	3	12.25%
Workers' Compensation	-	525	395	75.15%
<b>Total Salaries and Benefits</b>	<b>10,232</b>	<b>131,330</b>	<b>20,922</b>	<b>15.93%</b>
Communications	43	480	68	14.22%
Travel	-	700	-	0.00%
Dues and Fees	320	2,000	585	29.25%
Education and Training	-	1,500	-	0.00%
Other Expenditures	-	150	-	0.00%
Small Equipment	355	500	355	71.02%
Software	27	1,000	213	21.28%
<b>Total Operations</b>	<b>745</b>	<b>6,330</b>	<b>1,221</b>	<b>19.29%</b>
 <b>TOTAL GENERAL GOVERNMENT</b>	 <b>\$ 152,299</b>	 <b>\$ 2,744,520</b>	 <b>\$ 530,250</b>	 <b>19.32%</b>



**General Fund Expenditures**  
As of February 28, 2026

	February 2026 Transactions	2026 Budget	YTD Transactions	% of Annual Budget
<b><i>Municipal Court</i></b>				
Salaries & Wages	10,194	132,524	20,297	15.32%
Salaries & Wages - Overtime	-	500	-	0.00%
Employee Benefits-Medical	4,869	59,347	9,876	16.64%
Employee Benefits-Dental	110	1,777	220	12.37%
Employee Benefits-ADD Life	25	294	74	25.00%
Employee Benefits-Disability	91	1,116	272	24.33%
FICA	594	8,247	1,187	14.39%
Medicare	139	1,929	278	14.39%
Employee Benefits-Retirement	805	9,507	1,610	16.94%
Unemployment	3	63	7	11.67%
Workers' Compensation	-	463	348	75.15%
<b><i>Total Salaries and Benefits</i></b>	<b>16,829</b>	<b>215,767</b>	<b>34,167</b>	<b>15.84%</b>
Professional Services - Public Defender	325	7,000	1,106	15.80%
Professional Services - Solicitor/Judge	8,518	96,000	12,518	13.04%
Rental of Equipment	107	1,500	262	17.48%
Advertising	-	100	-	0.00%
Printing & Binding	-	100	-	0.00%
Travel	-	5,000	-	0.00%
Dues and Fees	480	1,000	650	65.01%
Education and Training	475	1,500	475	31.67%
Other Expenditures	-	100	-	0.00%
General Supplies and Materials	40	1,500	40	2.67%
General Supplies and Materials Postage	122	750	143	19.11%
Food Supplies	242	3,600	477	13.26%
Small Equipment	-	250	-	0.00%
Software	955	20,000	955	4.78%
Intergovernmental - Inmate Housing	440	20,000	440	2.20%
Payment to Other Agencies	18,743	250,000	18,743	7.50%
<b><i>Total Operations</i></b>	<b>30,446</b>	<b>408,400</b>	<b>35,809</b>	<b>8.77%</b>
<b>TOTAL JUDICIAL</b>	<b>\$ 47,275</b>	<b>\$ 624,167</b>	<b>\$ 69,976</b>	<b>11.21%</b>
<b><i>Police Administration</i></b>				
Salaries & Wages	52,770	675,427	107,246	15.88%
Salaries & Wages-Overtime	-	2,500	-	0.00%
Employee Benefits-Medical	7,295	120,759	17,535	14.52%
Employee Benefits-Dental	198	6,385	653	10.23%
Employee Benefits-ADD Life	78	1,080	233	21.61%
Employee Benefits-Disability	422	5,287	1,267	23.96%
FICA	3,205	42,031	6,523	15.52%
Medicare	750	9,830	1,525	15.52%
Employee Benefits-Retirement	4,103	48,448	8,206	16.94%
Unemployment	7	251	28	10.99%
Workers' Compensation	-	30,856	23,188	75.15%
<b><i>Total Salaries and Benefits</i></b>	<b>68,828</b>	<b>942,854</b>	<b>166,404</b>	<b>17.65%</b>



**General Fund Expenditures  
As of February 28, 2026**

	<b>February 2026 Transactions</b>	<b>2026 Budget</b>	<b>YTD Transactions</b>	<b>% of Annual Budget</b>
Professional Services	-	750	833	111.09%
Repairs & Maintenance	-	4,500	-	0.00%
Repair & Maintenance-Vehicle	1,845	5,500	2,881	52.39%
Rental of Equipment	410	6,000	963	16.04%
Communications	356	3,500	563	16.08%
Advertising	-	5,000	1,049	20.98%
Printing and Binding	-	600	-	0.00%
Travel	770	6,000	770	12.83%
Dues and Fees	510	5,000	1,713	34.25%
Education and Training	-	6,000	770	12.83%
Other Expenditures	-	3,000	-	0.00%
General Supplies and Materials	-	2,000	195	9.75%
General Supplies - Postage	1	500	1	0.13%
Gasoline/Diesel	831	18,500	1,932	10.44%
Small Equipment	285	2,500	285	11.40%
Software	11	8,125	5,450	67.08%
Other Supplies - Uniforms	-	6,000	-	0.00%
<b>Total Operations and Capital</b>	<b>5,019</b>	<b>83,475</b>	<b>17,405</b>	<b>20.85%</b>
 <i>Criminal Investigation Division</i>				
Salaries & Wages	33,261	495,292	71,382	14.41%
Salaries & Wages-Overtime	-	10,000	-	0.00%
Employee Benefits-Medical	9,814	190,118	20,071	10.56%
Employee Benefits-Dental	361	8,107	721	8.90%
Employee Benefits-ADD Life	61	882	184	20.83%
Employee Benefits-Disability	280	4,052	839	20.71%
FICA	1,980	31,328	4,256	13.58%
Medicare	463	7,327	995	13.58%
Employee Benefits-Retirement	3,058	36,111	6,117	16.94%
Unemployment	4	188	19	10.11%
Workers' Compensation	-	25,742	19,345	75.15%
<b>Total Salaries and Benefits</b>	<b>49,282</b>	<b>809,147</b>	<b>123,929</b>	<b>15.32%</b>
Professional Services	-	500	-	0.00%
Repair & Maintenance	-	3,000	833	27.77%
Repair & Maintenance-Vehicle	188	4,000	218	5.45%
Communications	256	2,400	405	16.89%
Printing and Binding	-	250	-	0.00%
Travel	-	2,000	-	0.00%
Dues and Fees	348	2,000	613	30.63%
Education and Training	-	2,500	-	0.00%
Other Expenditures	25	800	385	48.12%
General Supplies and Materials	-	750	-	0.00%
General Supplies and Materials-Postage	-	50	-	0.00%
Gasoline and Diesel	536	14,000	1,245	8.89%
Small Equipment	-	3,000	-	0.00%
Software	212	6,000	3,184	53.06%
Other Supplies - Uniforms	-	3,000	-	0.00%
<b>Total Operations and Capital</b>	<b>1,565</b>	<b>44,250</b>	<b>6,882</b>	<b>15.55%</b>



**General Fund Expenditures**  
As of February 28, 2026

	February 2026 Transactions	2026 Budget	YTD Transactions	% of Annual Budget
<b><i>Vice</i></b>				
Salaries & Wages	5,984	73,451	12,732	17.33%
Salaries & Wages-Overtime	319	2,000	332	16.60%
Employee Benefits-Medical	1,295	14,837	2,625	17.69%
Employee Benefits-Dental	66	776	132	17.02%
Employee Benefits-ADD Life	12	147	37	25.00%
Employee Benefits-Disability	48	609	145	23.82%
FICA	374	4,678	774	16.54%
Medicare	87	1,094	181	16.55%
Employee Benefits-Retirement	457	5,392	913	16.94%
Unemployment	1	31	4	12.26%
Workers' Compensation	-	3,844	2,889	75.15%
<b><i>Total Salaries and Benefits</i></b>	<b><u>8,644</u></b>	<b><u>106,859</u></b>	<b><u>20,764</u></b>	<b><u>19.43%</u></b>
Repairs & Maintenance Vehicles	121	2,500	127	5.09%
Repairs & Maintenance	-	-	167	100%
Dues and Fees	-	150	20	13.25%
Education & Training	-	250	-	0.00%
Gasoline	214	4,000	214	5.34%
Other Supplies - Uniforms	-	300	-	0.00%
<b><i>Total Operations and Capital</i></b>	<b><u>335</u></b>	<b><u>7,200</u></b>	<b><u>527</u></b>	<b><u>7.33%</u></b>
<b><i>Patrol</i></b>				
Salaries & Wages	148,748	1,914,137	310,054	16.20%
Salaries & Wages-Overtime	3,141	65,000	6,076	9.35%
Employee Benefits-Medical	46,222	635,981	89,357	14.05%
Employee Benefits-Dental	1,539	22,187	2,860	12.89%
Employee Benefits-ADD Life	306	3,969	894	22.53%
Employee Benefits-Disability	1,191	16,070	3,491	21.72%
FICA	9,073	122,706	18,950	15.44%
Medicare	2,122	28,697	4,432	15.44%
Employee Benefits-Retirement	11,979	141,439	23,957	16.94%
Unemployment	31	846	97	11.45%
Workers' Compensation	-	100,828	75,770	75.15%
<b><i>Total Salaries and Benefits</i></b>	<b><u>224,353</u></b>	<b><u>3,051,860</u></b>	<b><u>535,937</u></b>	<b><u>17.56%</u></b>



**General Fund Expenditures**  
As of February 28, 2026

	February 2026 Transactions	2026 Budget	YTD Transactions	% of Annual Budget
Professional Services	500	4,000	500	12.50%
Repair & Maintenance	1,232	20,000	6,834	34.17%
Repair & Maintenance-Vehicle	7,078	80,000	14,295	17.87%
Communications	1,559	22,000	2,458	11.17%
Printing and Binding	-	600	-	0.00%
Travel	-	6,000	-	0.00%
Dues and Fees	-	7,500	994	13.25%
Education & Training	1,119	8,000	1,119	13.99%
Other Expenditures	195	3,000	195	6.50%
General Supplies and Materials	52	5,000	52	1.04%
Gasoline and Diesel	7,056	125,000	15,328	12.26%
Small Equipment	88	25,000	123	0.49%
Software	-	22,000	2,014	9.15%
Other Supplies - Uniforms	3,112	51,000	5,406	10.60%
Capital Outlay - Vehicles	-	100,000	-	0.00%
<b>Total Operations and Capital</b>	<b>21,990</b>	<b>479,100</b>	<b>49,318</b>	<b>10.29%</b>
 <b>Police Training</b>				
Salaries & Wages	-	132,741	-	0.00%
Salaries & Wages-Overtime	-	2,500	-	0.00%
Employee Benefits-Medical	4,070	87,160	5,024	5.76%
Employee Benefits-Dental	110	3,090	101	3.27%
Employee Benefits-ADD Life	12	294	25	8.34%
Employee Benefits-Disability	46	1,179	87	7.39%
FICA	-	8,385	-	0.00%
Medicare	-	1,961	-	0.00%
Employee Benefits-Retirement	819	9,665	1,637	16.94%
Unemployment	-	63	-	0.00%
Workers' Compensation	-	4,175	3,137	75.15%
<b>Total Salaries and Benefits</b>	<b>5,056</b>	<b>251,213</b>	<b>10,011</b>	<b>3.99%</b>
 Repair & Maintenance-Vehicle	 -	 2,000	 167	 8.33%
Repairs & Maintenance	6	600	60	10.08%
Communications	59	960	93	9.68%
Travel	-	3,500	133	3.79%
Dues and Fees	-	1,000	-	0.00%
Education and Training	1,250	4,000	1,250	31.25%
General Supplies and Materials	-	2,000	-	0.00%
Weapons Supplies & Ammunition	-	58,000	-	0.00%
Gasoline and Diesel	-	2,500	-	0.00%
Small Equipment	-	8,000	-	0.00%
Software	-	2,750	3,060	111.27%
Other Supplies - Uniforms	-	1,500	-	0.00%
Intergovernmental	-	2,500	-	0.00%
<b>Total Operations and Capital</b>	<b>1,315</b>	<b>89,310</b>	<b>4,763</b>	<b>5.33%</b>



**General Fund Expenditures**  
As of February 28, 2026

	<b>February 2026 Transactions</b>	<b>2026 Budget</b>	<b>YTD Transactions</b>	<b>% of Annual Budget</b>
<b><i>Police Stations and Buildings</i></b>				
Professional Services	-	250	-	0.00%
Disposal-Garbage/Recycle	93	1,200	93	7.77%
Pest Control	50	1,200	50	4.17%
Repairs and Maintenance	500	75,000	2,383	3.18%
Rental of Land & Building	3,622	45,204	10,865	24.04%
Communications	1,052	20,000	2,395	11.97%
Dues & fees	41	504	150	29.72%
General Supplies and Materials	-	3,000	24	0.80%
Water/Sewer	533	6,000	783	13.04%
Electricity	1,352	16,000	1,828	11.42%
Small Equipment	-	1,500	-	0.00%
<b><i>Total Operations</i></b>	<b><u>7,243</u></b>	<b><u>169,858</u></b>	<b><u>18,570</u></b>	<b><u>10.93%</u></b>
<b><i>Probation</i></b>				
Salaries & Wages	4,256	55,322	8,470	15.31%
Salaries & Wages - Overtime	-	500	-	0.00%
Employee Benefits-Medical	3,573	43,580	7,248	16.63%
Employee Benefits-Dental	110	1,299	219	16.87%
Employee Benefits-ADD Life	12	147	37	25.00%
Employee Benefits-Disability	38	476	113	23.81%
FICA	233	3,461	467	13.50%
Medicare	55	809	109	13.51%
Employee Benefits-Retirement	338	3,989	676	16.94%
Unemployment	2	31	3	10.90%
Workers' Compensation	-	194	146	75.15%
<b><i>Total Salaries and Benefits</i></b>	<b><u>8,616</u></b>	<b><u>109,808</u></b>	<b><u>17,488</u></b>	<b><u>15.93%</u></b>
Dues and Fees	-	200	27	13.26%
Education and Training	-	250	-	0.00%
Other Expenditures	-	-	54	100%
General Supplies and Materials	-	100	100	99.56%
Software	180	2,200	540	24.55%
Other Supplies - Uniforms	-	500	-	0.00%
<b><i>Total Operations and Capital</i></b>	<b><u>180</u></b>	<b><u>3,250</u></b>	<b><u>720</u></b>	<b><u>22.16%</u></b>
<b><i>Fire Services</i></b>				
Intergovernmental-Fire Services	-	4,410,000	-	0.00%
<b>Total Fire Services</b>	<b><u>-</u></b>	<b><u>4,410,000</u></b>	<b><u>-</u></b>	<b><u>0.00%</u></b>
<b>TOTAL PUBLIC SAFETY</b>	<b><u>\$ 402,425</u></b>	<b><u>\$ 10,558,184</u></b>	<b><u>\$ 972,718</u></b>	<b><u>9.21%</u></b>



**General Fund Expenditures**  
As of February 28, 2026

	February 2026 Transactions	2026 Budget	YTD Transactions	% of Annual Budget
<b>Highways and Streets</b>				
Salaries & Wages	1,307	22,663	2,548	11.24%
Salaries & Wages - Overtime	-	500	-	0.00%
Employee Benefits - Medical	326	7,673	724	9.44%
Employee Benefits - Dental	8	95	15	16.17%
Employee Benefits - Add Life	3	37	19	50.68%
Employee Benefits - Disability	15	186	92	49.32%
FICA	79	1,436	153	10.68%
Medicare	18	336	36	10.73%
Employee Benefits - Retirement	146	1,655	291	17.61%
Unemployment	(1)	8	(0)	-2.50%
Workers Comp Insurance	(139)	559	142	25.42%
Professional Services-Engineering	-	500	-	0.00%
Disposal-Garbage/Recycling	130	2,000	130	6.50%
Pest Control	-	750	-	0.00%
Repairs & Maintenance	170	241,953	877	0.36%
Repairs & Maintenance-Vehicles	6	2,500	12	0.48%
Rental of Equipment	-	2,000	-	0.00%
Communication	20	-	31	100%
Dues and Fees	-	12,000	11,963	99.69%
Contract Labor	27,337	312,840	56,195	17.96%
Other Expenditures	-	500	-	0.00%
General Supplies and Materials	-	2,000	-	0.00%
Gasoline/Diesel	80	5,000	442	8.85%
Small Equipment	-	3,000	-	0.00%
<i>Total Operations</i>	<u>29,506</u>	<u>620,191</u>	<u>73,671</u>	<u>11.88%</u>
<b>Street Lights</b>				
Repairs & Maintenance	440	10,000	7,189	71.89%
Electricity-Street Lights	14,357	150,000	22,391	14.93%
<b>Total Street Lights</b>	<u>14,797</u>	<u>160,000</u>	<u>29,579</u>	<u>18.49%</u>
<b>Traffic Lights</b>				
Repairs & Maintenance	-	10,000	-	0.00%
Electricity-Traffic Lights	317	3,000	535	17.84%
<b>Total Traffic Lights</b>	<u>317</u>	<u>13,000</u>	<u>535</u>	<u>4.12%</u>
<b>TOTAL PUBLIC WORKS</b>	<u>\$ 44,620</u>	<u>\$ 793,191</u>	<u>\$ 103,786</u>	<u>13.08%</u>
<b>Tree Commission</b>				
Repairs & Maintenance	-	28,500	-	0.00%
Travel	-	750	-	0.00%
Dues and Fees	175	500	350	70.00%
Education and Training	-	1,000	-	0.00%
Tree Commission Meetings	150	3,000	350	11.67%
General Supplies & Materials	-	5,750	-	0.00%
Books and Periodicals	-	500	-	0.00%
<i>Total Operations</i>	<u>325</u>	<u>40,000</u>	<u>700</u>	<u>1.75%</u>



**General Fund Expenditures**  
As of February 28, 2026

	February 2026 Transactions	2026 Budget	YTD Transactions	% of Annual Budget
<b><i>Culture and Recreation</i></b>				
Intergovernmental-Sequoyah Regional	-	4,000	4,000	100.00%
	-	4,000	4,000	100.00%
<b>TOTAL CULTURE AND RECREATION</b>	<b>\$ 325</b>	<b>\$ 44,000</b>	<b>\$ 4,700</b>	<b>10.68%</b>
<b><i>Building Inspections</i></b>				
Salaries & Wages	13,094	200,182	28,656	14.31%
Employee Benefits-Medical	4,869	58,535	9,874	16.87%
Employee Benefits-Dental	207	2,948	415	14.06%
Employee Benefits-ADD Life	31	368	92	24.97%
Employee Benefits-Disability	135	1,706	406	23.80%
FICA	764	12,411	1,691	13.62%
Medicare	179	2,903	395	13.62%
Employee Benefits-Retirement	1,212	14,306	2,423	16.94%
Unemployment	4	94	10	10.88%
Workers' Compensation	-	3,745	2,814	75.15%
<b>Total Salaries and Benefits</b>	<b>20,494</b>	<b>297,198</b>	<b>46,776</b>	<b>15.74%</b>
Professional Services-Legal	-	1,000	-	0.00%
Repairs & Maintenance - Vehicles	159	2,000	295	14.75%
Communications	158	1,600	250	15.65%
Printing & Binding	-	50	-	0.00%
Travel	-	500	-	0.00%
Dues and Fees	19	250	71	28.46%
Education and Training	899	2,500	899	35.95%
Other Expenditures	-	250	-	0.00%
General Supplies and Materials	-	100	-	0.00%
General Supplies - Postage	-	100	-	0.00%
Gasoline/Diesel	109	2,000	232	11.62%
Books and Periodicals-Code Books	-	1,000	-	0.00%
Small Equipment	-	500	-	0.00%
Software	-	15,000	-	0.00%
Other Supplies-Uniforms	-	100	-	0.00%
<b>Total Operations</b>	<b>1,344</b>	<b>26,950</b>	<b>1,748</b>	<b>6.48%</b>
<b><i>Planning and Zoning</i></b>				
Salaries & Wages	11,506	149,576	22,901	15.31%
Employee Benefits-Medical	2,495	30,375	5,311	17.49%
Employee Benefits-Dental	22	255	44	17.20%
Employee Benefits-ADD Life	18	221	55	24.95%
Employee Benefits-Disability	102	1,287	306	23.81%
FICA	677	9,274	1,350	14.56%
Medicare	158	2,169	316	14.56%
Employee Benefits-Retirement	905	10,689	1,811	16.94%
Unemployment	1	47	5	11.66%
Workers' Compensation	-	472	355	75.15%
<b>Total Salaries and Benefits</b>	<b>15,886</b>	<b>204,365</b>	<b>32,455</b>	<b>15.88%</b>



**General Fund Expenditures**  
As of February 28, 2026

	February 2026 Transactions	2026 Budget	YTD Transactions	% of Annual Budget
Professional Services-Engineering	10,195	85,000	10,195	11.99%
Professional Services-Legal	2,074	7,000	2,074	29.63%
Communications	79	480	125	26.08%
Advertising	-	2,500	275	10.98%
Printing & Binding	-	28,000	1,995	7.13%
Travel	-	1,000	-	0.00%
Dues and Fees	150	3,000	1,241	41.37%
Education and Training	-	1,000	-	0.00%
Planning & Zoning Meeting Fees	500	12,000	1,400	11.67%
Other Expenditures	80	250	80	32.08%
General Supplies and Materials	-	500	-	0.00%
General Supplies - Postage	20	1,000	67	6.65%
Gasoline & Diesel	-	50	-	0.00%
Small Equipment	-	1,500	-	0.00%
Software	-	12,800	5,292	41.34%
<b>Total Operations</b>	<b>13,098</b>	<b>156,080</b>	<b>22,743</b>	<b>14.57%</b>
 <i>Economic Development</i>				
Salaries & Wages	770	10,006	1,532	15.31%
Employee Benefits - Medical	235	2,865	477	16.66%
Employee Benefits - Dental	7	77	13	17.14%
Employee Benefits - Add Live	1	15	4	24.60%
Employee Benefits - Disability	7	86	21	23.86%
FICA	46	620	91	14.73%
Medicare	11	145	21	14.72%
Employee Benefits - Retirement	61	715	121	16.94%
Unemployment	0	3	0	12.33%
Workers Comp Insurance	-	58	44	75.14%
<b>Total Salaries &amp; Benefits</b>	<b>1,137</b>	<b>14,590</b>	<b>2,324</b>	<b>15.93%</b>
Rental of land & building	-	2,200	-	0.00%
Advertising	-	5,500	-	0.00%
Dues and Fees	-	1,750	232	13.25%
Other Expenditures	-	2,000	-	0.00%
General Supplies & Materials	47	9,000	1,973	21.92%
Other Supplies - Uniforms	-	2,500	-	0.00%
<b>Total Operations</b>	<b>47</b>	<b>22,950</b>	<b>2,205</b>	<b>100.00%</b>
 <i>Intergovernmental</i>				
Intergovernmental - COED	-	13,000	-	0.00%
<b>Total Intergovernmental</b>	<b>-</b>	<b>13,000</b>	<b>-</b>	<b>0.00%</b>
 <b>TOTAL HOUSING AND DEVELOPMENT</b>	 <b>\$ 52,006</b>	 <b>\$ 735,133</b>	 <b>\$ 108,250</b>	 <b>14.73%</b>



**General Fund Expenditures**  
As of February 28, 2026

	February 2026 Transactions	2026 Budget	YTD Transactions	% of Annual Budget
<b>Capital Lease</b>				
Capital lease - Interest	7,368	130,000	17,262	13.28%
Capital lease Principal	41,205	750,000	113,253	15.10%
<b>TOTAL CAPITAL LEASE</b>	<b>\$ 48,574</b>	<b>\$ 880,000</b>	<b>\$ 130,515</b>	<b>14.83%</b>
<b>Other Financing Uses</b>				
Transfer to Other Funds	5,712	1,120,805	188,095	16.78%
<b>TOTAL OTHER FINANCING USES</b>	<b>\$ 5,712</b>	<b>\$ 1,120,805</b>	<b>\$ 188,095</b>	<b>16.78%</b>
<b>TOTAL GENERAL FUND EXPENDITURES</b>	<b>\$ 753,235</b>	<b>\$ 17,500,000</b>	<b>\$ 2,108,289</b>	<b>12.05%</b>



**Operating Grant Fund  
As of February 28, 2026**

	<b>February 2026 Transactions</b>	<b>2026 Budget</b>	<b>YTD Transactions</b>	<b>% of Annual Budget</b>
<b>REVENUES:</b>				
Atlanta Regional Commission Grant	61,877	70,000	61,877	88.40%
<b>TOTAL REVENUES</b>	<b>\$ 61,877</b>	<b>\$ 70,000</b>	<b>\$ 61,877</b>	<b>88.40%</b>
<b>EXPENDITURES:</b>				
Payments to Other Agencies-FOCUS	10,162	70,000	20,226	28.89%
<b>TOTAL EXPENDITURES</b>	<b>\$ 10,162</b>	<b>\$ 70,000</b>	<b>\$ 20,226</b>	<b>28.89%</b>



**Parks&RecreationFund**  
**As of February 28, 2026**

	<b>February 2026</b>	<b>2026 Budget</b>	<b>YTD</b>	<b>% of Annual</b>
	<b>Transactions</b>		<b>Transactions</b>	<b>Budget</b>
<b>REVENUES:</b>				
Alcoholic Bev Excise Tax Beer & Wine	19,097	245,000	42,382	17.30%
Alcoholic Bev Excise Tax Distilled Spirit	6,006	115,000	19,521	16.97%
Local Option Mixed Drink Tax	5,705	65,000	10,892	16.76%
Penalties and Interest	66	250	66	26.56%
Use of Prior Year Funds	-	39,750	-	0.00%
Rents and Royalties	5,265	45,000	17,360	38.58%
<b>TOTAL REVENUES</b>	<b>\$ 36,139</b>	<b>\$ 510,000</b>	<b>\$ 90,222</b>	<b>17.69%</b>
<b>EXPENDITURES:</b>				
Disposal-GarbageDepot	95	1,140	95	8.29%
Pest Control - Depot	50	750	50	6.67%
Repairs & Maintenance - Depot	-	5,000	-	0.00%
Communications	42	1,000	72	7.19%
General Supplies - Depot	-	1,000	-	0.00%
Water/Sewer - Depot	14	250	21	8.40%
Natural Gas - Depot	156	2,200	167	7.59%
Electricity - Depot	363	5,000	559	11.18%
Small Equipment - Depot	-	500	-	0.00%
Disposal - Garbage Parks	51	750	51	6.85%
Pest Control - Parks	316	5,000	316	6.32%
Repairs & Maintenance - Parks	1,396	22,588	6,346	28.10%
Rental - Equipment & Land	-	500	-	0.00%
Communications	177	1,500	280	18.66%
Dues and Fees	-	500	458	91.60%
Contract Labor	16,145	258,452	32,215	12.46%
General Supplies and Materials - Parks	-	1,500	1,008	67.18%
Water/Sewer - Parks	896	10,000	1,375	13.75%
Electricity - Parks	768	10,000	1,090	10.90%
Small Equipment - Parks	-	3,000	-	0.00%
Transfer to Debt Service Fund	-	179,370	-	0.00%
<b>TOTAL EXPENDITURES</b>	<b>\$ 20,470</b>	<b>\$ 510,000</b>	<b>\$ 44,103</b>	<b>8.65%</b>



**Tax Allocation District Fund**  
**As of February 28, 2026**

	<b>February 2026</b>	<b>2026 Budget</b>	<b>YTD</b>	<b>% of Annual</b>
	<b>Transactions</b>		<b>Transactions</b>	<b>Budget</b>
<b>REVENUES:</b>				
Intergovernmental Cherokee County Govt	4,788	142,500	15,576	10.93%
Intergovernmental Cherokee County School 1	15,292	455,500	47,682	10.47%
Transfers from General Fund	5,712	137,000	8,727	6.37%
<b>TOTAL REVENUES</b>	<b>\$ 25,792</b>	<b>\$ 735,000</b>	<b>\$ 71,984</b>	<b>9.79%</b>
<b>EXPENDITURES:</b>				
Intergovernmental - CCSD Pilot 1	-	\$ 14,675.00	-	0.00%
Intergovernmental - CCSD Pilot 2	-	\$ 68,000.00	-	0.00%
Transfer to Debt Service Fund	312,988	652,325	312,988	47.98%
<b>TOTAL EXPENDITURES</b>	<b>\$ 312,988</b>	<b>\$ 735,000</b>	<b>\$ 312,988</b>	<b>42.58%</b>



**Hotel/Motel Tax Fund**  
As of February 28, 2026

	February 2026 Transactions	2026 Budget	YTD Transactions	% of Annual Budget
<b>REVENUES:</b>				
Hotel/Motel Taxes	657	6,000	1,213	20.21%
<b>TOTAL REVENUES</b>	<b>\$ 657</b>	<b>\$ 6,000</b>	<b>\$ 1,213</b>	<b>20.21%</b>
<b>EXPENDITURES:</b>				
Advertising/Promotions	-	3,000	-	0.00%
Payment to Other Agencies	-	3,000	-	0.00%
<b>TOTAL EXPENDITURES</b>	<b>\$ -</b>	<b>\$ 6,000</b>	<b>\$ -</b>	<b>0.00%</b>



**Urban Redevelopment Agency**  
As of February 28, 2026

	<b>February 2026 Transactions</b>	<b>2026 Budget</b>	<b>YTD Transactions</b>	<b>% of Annual Budget</b>
<b>REVENUES:</b>				
Interest	73,198	-	148,150	100%
Use of Fund Balance Series 2023	-	5,000,000	-	0.00%
Use of Fund Balance Series 2025	-	10,000,000	-	0.00%
<b>TOTAL REVENUES</b>	<b>\$ 73,198</b>	<b>\$ 15,000,000</b>	<b>\$ 148,150</b>	<b>0.99%</b>
<b>EXPENDITURES:</b>				
Transfer to Town Center Fund	40,685	15,000,000	91,385	0.61%
<b>TOTAL EXPENDITURES</b>	<b>\$ 40,685</b>	<b>\$ 15,000,000</b>	<b>\$ 91,385</b>	<b>0.61%</b>



**SPLOST VI Fund**  
As of February 28, 2026

	<b>February 2026</b>			<b>% of Annual</b>
	<b>Transactions</b>	<b>2026 Budget</b>	<b>YTD Transactions</b>	<b>Budget</b>
<b>REVENUES:</b>				
SPLOST VI Revenue	282,915	3,725,000	679,823	18.25%
Grant Revenue - LMIG	-	200,000	237,675	118.84%
Interest Revenue	2,467	-	4,694	100%
Use of Prior Year Fund Balance	-	225,000	-	0.00%
Issuance of Long Term Deb	-	2,000,000	355,466	17.77%
<b>TOTAL REVENUES</b>	<b>\$ 285,382</b>	<b>\$ 6,150,000</b>	<b>\$ 1,277,657</b>	<b>20.77%</b>
<b>EXPENDITURES:</b>				
Capital Outlay - Equipment	-	-	48,425	100%
Capital Outlay - Buildings City Hall	31,649	-	31,649	100%
Capital Outlay - Amphitheater	-	2,214,253	-	0.00%
Capital Outlay - LMIG	47,341	285,747	47,341	16.57%
Capital Outlay - Hickory Springs Parkway	27,300	-	67,075	100%
Capital Outlay - HS Pkwy Ph III	542,879	2,000,000	542,879	27.14%
Capital Outlay - Hickory Road Sidewalk	-	-	489,989	100%
Capital Outlay - Hickory Springs Ind Dr	470	-	470	100%
Capital Outlay - Hickory Road Widening	282	-	282	100%
Capital Outlay - Hickory Road Bridge	9,103	-	9,103	100%
Capital Outlay - Palm St Bridge Replace	3,222	-	3,222	100%
Debt Service - Principal GTIB	27,465	498,000	54,894	11.02%
Debt Service - Interest GTIB	4,055	1,152,000	8,146	0.71%
<b>TOTAL EXPENDITURES</b>	<b>\$ 693,765</b>	<b>\$ 6,150,000</b>	<b>\$ 1,303,473</b>	<b>21.19%</b>



**TSPLOST Fund**  
As of February 28, 2026

	February 2026 Transactions	2026 Budget	YTD Transactions	% of Annual Budget
<b>REVENUES:</b>				
TSPLOST Revenue	-	4,340,000	-	0.00%
<b>TOTAL REVENUES</b>	<b>\$ -</b>	<b>\$ 4,340,000</b>	<b>\$ -</b>	<b>0.00%</b>
<b>EXPENDITURES:</b>				
Capital Outlay - Hickory Springs Parkway Ph 1	-	926,500	-	0.00%
Capital Outlay - Hickory Springs Ind Dr Realign	-	577,500	-	0.00%
Capital Outlay - Hickory Road Widening Ph 1	-	1,847,500	-	0.00%
Capital Outlay - Palm Street Realignment	-	364,516	-	0.00%
Capital Outlay - Palm Street Bridge Replacement	-	623,984	-	0.00%
<b>TOTAL EXPENDITURES</b>	<b>\$ -</b>	<b>\$ 4,340,000</b>	<b>\$ -</b>	<b>0.00%</b>



**Town Center Fund**  
As of February 28, 2026

	February 2026 Transactions	2026 Budget	YTD Transactions	% of Annual Budget
<b>REVENUES:</b>				
Transfer from Other Funds	40,685	15,300,000	91,385	0.60%
<b>TOTAL REVENUES</b>	<b>\$ 40,685</b>	<b>\$ 15,300,000</b>	<b>\$ 91,385</b>	<b>0.60%</b>
<b>EXPENDITURES:</b>				
Professional Services	-	300,000	-	0.00%
Capital Outlay - Site Improvements	8,907	2,500,000	13,407	0.54%
Capital Outlay - Buildings City Hall	9,000	10,000,000	9,000	0.09%
Capital Outlay - Buildings Parking Deck	525	2,500,000	3,725	0.15%
<b>TOTAL EXPENDITURES</b>	<b>\$18,432</b>	<b>\$15,300,000</b>	<b>\$26,132</b>	<b>0.17%</b>



**Debt Service Fund**  
As of February 28, 2026

	February 2026 Transactions	2026 Budget	YTD Transactions	% of Annual Budget
<b>REVENUES:</b>				
Transfer from Other Funds	312,988	3,750,000	492,356	13.13%
<b>TOTAL REVENUES</b>	<b>\$ 312,988</b>	<b>\$ 3,750,000</b>	<b>\$ 492,356</b>	<b>13.13%</b>
<b>EXPENDITURES:</b>				
Debt Service - Bond Principal HSPRA 2016	-	352,713	175,316	49.71%
Debt Service - Bond Interest HSPRA 2016	-	6,737	4,052	60.14%
Debt Service - Bond Principal HSPRA 2023	-	128,000	-	0.00%
Debt Service - Bond Interest HSPRA 2023	-	71,000	-	0.00%
Debt Service - Bond Principal URA 2019	-	555,600	277,778	50.00%
Debt Service - Bond Principal URA 2020	-	230,770	-	0.00%
Debt Service - Bond Principal URA 2021	-	519,730	-	0.00%
Debt Service - Bond Principal URA 2023	-	870,000	-	0.00%
Debt Service - Bond Interest URA 2019	-	66,000	35,210	53.35%
Debt Service - Bond Interest URA 2020	-	51,000	-	0.00%
Debt Service - Bond Interest URA 2021	-	128,000	-	0.00%
Debt Service - Bond Interest URA 2023	-	770,450	-	0.00%
<b>TOTAL EXPENDITURES</b>	<b>\$ -</b>	<b>\$ 3,750,000</b>	<b>\$ 492,356</b>	<b>13.13%</b>



**Stormwater Utility Fund**  
**As of February 28, 2026**

	<b>February 2026 Transactions</b>	<b>2026 Budget</b>	<b>YTD Transactions</b>	<b>% of Annual Budget</b>
<b>REVENUES:</b>				
Stormwater Utility Fees	10,974	675,000	18,798	2.78%
<b>TOTAL REVENUES</b>	<b>\$ 10,974</b>	<b>\$ 675,000</b>	<b>\$ 18,798</b>	<b>2.78%</b>
<b>EXPENSES:</b>				
Salaries & Wages	5,666	67,839	11,332	16.70%
Overtime	-	500	-	0.00%
Employee Benefits - Medical Insurance	966	23,019	1,932	8.39%
Employee Benefits - Dental Insurance	24	286	48	16.78%
Employee Benefits - ADD Life	9	110	18	16.36%
Employee Benefits - Disability	47	585	94	16.07%
FICA	351	4,237	702	16.57%
Medicare	82	991	164	16.55%
Employee Benefits - Retirement	409	4,896	818	16.71%
Unemployment	2	24	4	16.67%
Workers Comp Insurance	139	1,650	278	16.85%
Professional Services - Engineer	10,195	150,000	10,195	6.80%
Professional Services - Legal	-	500	-	0.00%
Repairs & Maintenance	877	238,313	1,227	0.51%
Repairs & Maintenance - Vehicles	886	5,000	892	17.84%
Rental of Equipment	-	1,000	-	0.00%
Pest Control	-	1,000	-	0.00%
Communications	59	1,000	94	9.39%
Dues and Fees	-	6,000	-	0.00%
Training	-	500	-	0.00%
Other Expenditures	-	250	43	17.02%
General Supplies & Materials	-	250	-	0.00%
General Supplies - Postage	-	250	45	18.07%
Water/Sewer	-	1,000	-	0.00%
Gasoline & Diesel	89	6,000	284	4.74%
Small Equipment	-	3,000	-	0.00%
Other Supplies-Uniforms	-	50	-	0.00%
Depreciation	-	150,000	-	0.00%
Contingency	-	6,750	-	0.00%
<b>TOTAL EXPENSES</b>	<b>\$ 19,801</b>	<b>\$ 675,000</b>	<b>\$ 28,169</b>	<b>4.17%</b>



**Holly Springs Tree Commission**  
**Budget to Actual Comparison Report**  
**As of February 28, 2026**

	February 2026 Transactions	2026 Budget	YTD Transactions	% Variance
<b>REVENUES:</b>				
Development Fees/Recompense	-	5,000	-	0.00%
Donations from Private Source	-	40	-	0.00%
<b>TOTAL REVENUES</b>	<b>\$ -</b>	<b>\$ 5,040.00</b>	<b>\$ -</b>	<b>0.00%</b>
<b>EXPENDITURES:</b>				
Landscaping/Tree Planting & Care	-	28,500	-	0.00%
Travel	-	750	-	0.00%
Dues and Fees	175.00	500	350.00	70.00%
Education and Training	-	1,000	-	0.00%
Tree Commission Meetings	150.00	3,000	350.00	11.67%
Tree Seedlings	-	5,750	-	0.00%
Books and Periodicals	-	500	-	0.00%
<b>TOTAL EXPENDITURES</b>	<b>\$ 325.00</b>	<b>\$ 40,000.00</b>	<b>\$ 700.00</b>	<b>1.75%</b>

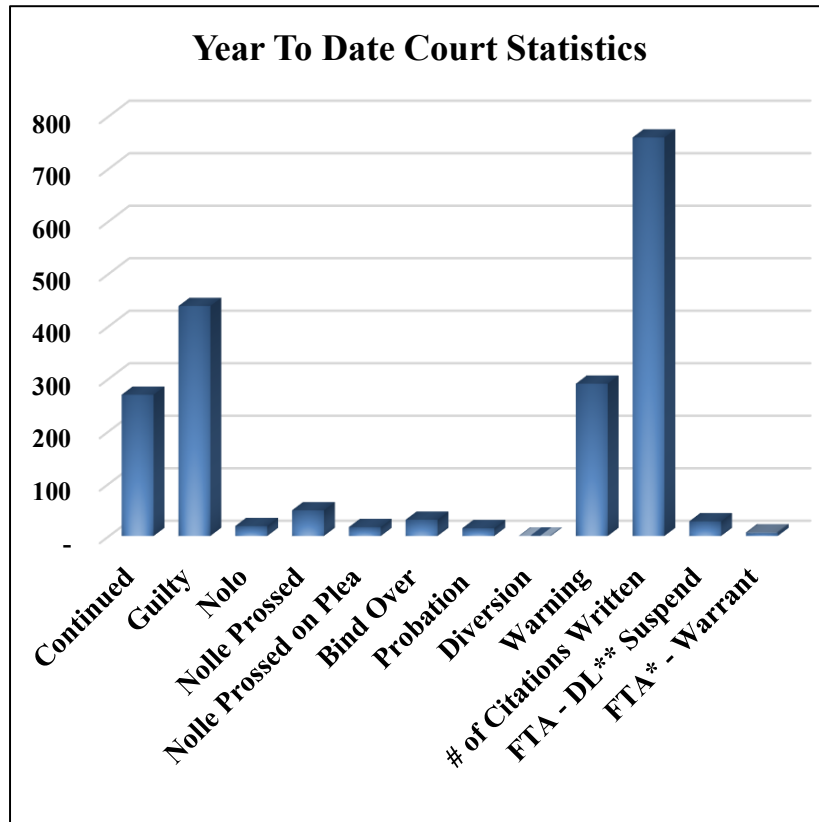


## City of Holly Springs Court Statistics 2026 Year to Date

	Jan	Feb	Mar	April	May	June	July	Aug	Sep	Oct	Nov	Dec	YTD
Continued	119	150	-	-	-	-	-	-	-	-	-	-	269
Guilty	177	261	-	-	-	-	-	-	-	-	-	-	438
Nolo	9	10	-	-	-	-	-	-	-	-	-	-	19
Nolle Prossed	17	32	-	-	-	-	-	-	-	-	-	-	49
Nolle Prossed on Plea	7	10	-	-	-	-	-	-	-	-	-	-	17
Bind Over	5	26	-	-	-	-	-	-	-	-	-	-	31
Probation	4	11	-	-	-	-	-	-	-	-	-	-	15
Diversion	0	1	-	-	-	-	-	-	-	-	-	-	1
Warning	154	136	-	-	-	-	-	-	-	-	-	-	290
# of Citations Written	419	340	-	-	-	-	-	-	-	-	-	-	759
FTA - DL** Suspend	17	11	-	-	-	-	-	-	-	-	-	-	28
FTA* - Warrant	5	2	-	-	-	-	-	-	-	-	-	-	7

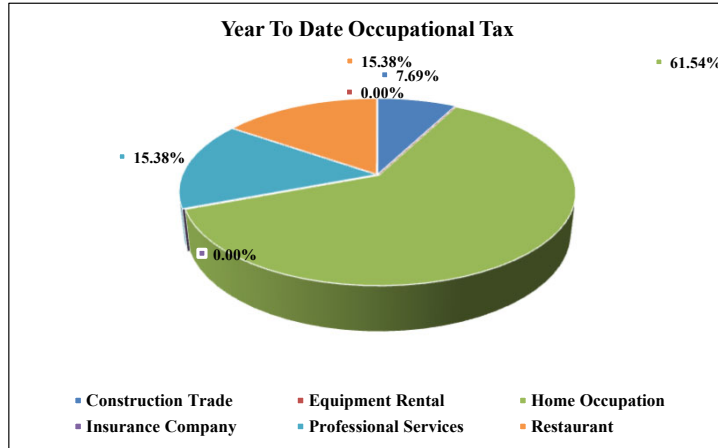
\* Failure to Appear

\*\* Driver's License



**City of Holly Springs  
Occupational Tax Summary  
2026 Year to Date**

	Jan	Feb	March	April	May	June	July	Aug	Sep	Oct	Nov	Dec	Total	
Construction Trade			1	-	-	-	-	-	-	-	-	-	1	7.69%
Equipment Rental			-	-	-	-	-	-	-	-	-	-	-	0.00%
Home Occupation		2	6	-	-	-	-	-	-	-	-	-	8	61.54%
Insurance Company			-	-	-	-	-	-	-	-	-	-	-	0.00%
Professional Services			2	-	-	-	-	-	-	-	-	-	2	15.38%
Restaurant			2	-	-	-	-	-	-	-	-	-	2	15.38%
	<b>2</b>	<b>11</b>											<b>13</b>	<b>100.00%</b>

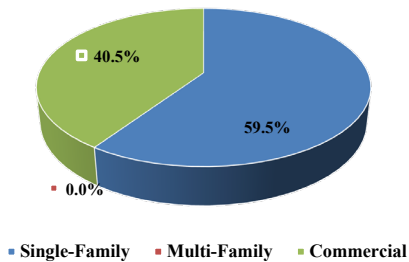




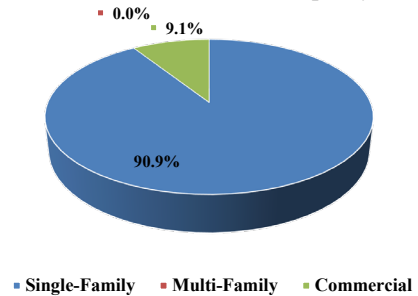
**City of Holly Springs  
Building Permits and Certificates of Occupancy  
2026 Year to Date**

	Jan	Feb	March	April	May	June	July	Aug	Sep	Oct	Nov	Dec	YTD
<b>Single-Family</b>													
Houses	6	4											10
Accessory Structures	1	3											4
Additions													0
Basement Buildouts		2											2
Mechanical		7											7
Plumbing	2	5											7
Electrical	1	3											4
Miscellaneous	6	4											10
Residential Fence		3											3
Certificates of Completion	4	6											10
Certificates of Occupancy	14	6											20
<b>Multi-Family</b>													
Townhomes													0
Apartments													0
Misc-Multi Family													0
Certificates of Occupancy													0
<b>Commercial</b>													
New Structures													0
Addition-C													0
Tenant Build Outs	1	3											4
Accessory Structures													0
Mechanical													0
Plumbing													0
Electrical	1												1
Misc-C	3	13											16
Signs	1	1											2
Utilities	3	6											9
Commercial Fence													0
Certificates of Completion	1												1
Certificates of Occupancy		2											2

**Year To Date Permits Issued**



**Year To Date Certificates of Occupancy Issued**





**City of Holly Springs  
Monthly Operation Report  
Executive Summary**

Description	Feb-26
Pot Hole Repair	1
Tree Service Work	3
ROW Mowing	1
Dead Animal Pick Up	1
Street Sweeping	0
Road Salting	0
Sign Maintenance	1
Litter Pickup	20
Stormwater maintenance	2
Traffic Signals	1
Equipment Maintenance	0
Misc. Work Orders	11
<b>PARKS</b>	
J.B. Owens	16
Barrett Park	13
Karen J. Barnett Park	12
J.C. Mullins	33
<b>Monthly Totals</b>	<b>115</b>



### City of Holly Springs Stormwater Statistics 2026 Year to Date

	JAN	FEB	MAR	APR	MAY	JUN	JUL	AUG	SEP	OCT	NOV	DEC	YTD
Stormwater Inspection Days	7	9											16
Number of Stormwater Complaints	2	4											6
Miles of Road Swept	0	0											0

