



City Council Meeting

Holly Springs Public Safety Building, Council Chambers
3235 Holly Springs Pkwy. Holly Springs, GA 30115
Monday, May 4, 2026 | 6:30 PM

Ryan P. Shirley, Mayor

Michael Roy Zenchuk II, Mayor Pro Tem, Ward 3

Kyle Whitaker, Ward 1 | Dee Phillips, Ward 2 | Kevin Moore, Ward 4 | Jeff Wilbur, Ward 5

AGENDA

I. CALL TO ORDER

II. PLEDGE OF ALLEGIANCE

"Veterans of U.S. military services may proudly salute the flag while not in uniform based on a change in the governing law on 25 July 2007."

III. INVOCATION

IV. PRESENTATIONS

- A. Yard of the Month
John J Cirolia

V. PUBLIC COMMENTS

VI. CONSENT AGENDA

- A. April 20, 2026 City Council Meeting Minutes.

VII. OLD BUSINESS

VIII. NEW BUSINESS

- A. Resolution authorizing participation in an Amicus Brief in Chang v. City of Milton on remand before the Georgia Court of Appeals.
- B. Quote from North Cherokee Electrical, Inc. for a loop replacement at the intersection of Holly Springs Parkway and Harbor Creek Parkway, in an amount not to exceed \$5,700.
- C. Renewal of the Pollution Liability line of coverage with Georgia Interlocal Risk Management Agency (GIRMA).
- D. Resolution authorizing the transfer of a service weapon to a former police officer.

IX. REPORTS

A. Monthly Departmental Reports

X. ADJOURNMENT

City of Holly Springs
City Council Meeting Minutes
April 20, 2026
6:30 PM

Elected Officials Present: Mayor Ryan P. Shirley, Mayor Pro Tem Michael Zenchuk II, Councilman Kyle Whitaker, Councilman Jeff Wilbur, Councilwoman Dee Phillips, and Councilman Kevin Moore.

Elected Officials Not Present: None.

Staff Present: Laura Rollins with the City Attorney's Office, City Manager Robert H. Logan, Assistant City Manager/City Clerk Karen Norred, Community Development Director Nancy Moon, Finance Director Denise Lamazares, Court Administrator Donna Sanders, Information Technology Manager Tyler Gragg, Captain Casey Barton, and Lieutenant Naveed Babar.

I. CALL TO ORDER

Mayor Shirley called the City Council Meeting to order.

II. PLEDGE OF ALLEGIANCE

Mayor Shirley led the Pledge of Allegiance.

III. INVOCATION

Mayor Pro Tem Zenchuk gave the invocation.

IV. PRESENTATIONS

- A. Proclamation
Child Abuse Prevention Month

V. PUBLIC COMMENTS

None.

VI. CONSENT AGENDA

VII. OLD BUSINESS

- A. April 6, 2026 City Council Meeting Minutes.

Mayor Pro Tem Zenchuk made a motion to approve the minutes as written. Councilman Moore seconded the motion. Motion carried. Yes 5, No 0, Abstained 0.

VIII. NEW BUSINESS

- A. Resolution authorizing the submittal and management of the Georgia Department of Transportation (GDOT) Local Road Assistance Administration (LRA) funds application.

Councilman Moore made a motion to approve Item A. Councilwoman Phillips seconded the motion. Motion carried. Yes 5, No 0, Abstained 0.

- B. Memorandum of Agreement, Additional Purchase Price between Stonecrest Homes, GA, LLC and the Downtown Development Authority of Holly Springs and consented to by the City of Holly Springs, Georgia and authorize the Mayor to execute the agreement pending approval by the City Attorney.

Councilman Whitaker made a motion to approve Item B. Councilman Wilbur seconded the motion. Motion carried. Yes 5, No 0, Abstained 0.

- C. Estimate #0325 from KAM Contracting Southeast, LLC for additional fire hydrants, the extension of water mains, and water main loop reconfiguration in the Holly Springs Town Center in an amount not to exceed \$170,900.

Councilwoman Phillips made a motion to approve Item C. Councilman Moore seconded the motion. Motion carried. Yes 5, No 0, Abstained 0.

- D. Change order #4A between Summit Construction & Development and the City of Holly Springs, Georgia for the Holly Springs Parkway Widening Project, Phase III in an amount not to exceed \$19,733.50 and to ratify the signature of the City Manager.

Councilwoman Phillips made a motion to approve Item D. Councilman Moore seconded the motion. Motion carried. Yes 5, No 0, Abstained 0.

- E. Change order #4B between Summit Construction & Development and the City of Holly Springs, Georgia for the Holly Springs Parkway Widening Project, Phase III in an amount not to exceed \$12,554.18 and to ratify the signature of the City Manager.

Councilwoman Phillips made a motion to approve Item E. Mayor Pro Tem Zenchuk seconded the motion. Motion carried. Yes 5, No 0, Abstained 0.

- F. Change order #001 between Reeves Young, LLC and the City of Holly Springs, Georgia for the Holly Springs Amphitheatre (RFQ# 2025-01) in an amount not to exceed \$7,320, and to ratify the signature of the City Manager.

Councilwoman Phillips made a motion to approve Item F. Councilman Moore seconded the motion. Motion carried. Yes 5, No 0, Abstained 0.

- G. Change order #002 between Reeves Young, LLC and the City of Holly Springs, Georgia for the Holly Springs Amphitheatre (RFQ# 2025-01) in an amount not to exceed \$2,105, and to ratify the signature of the City Manager.

Councilwoman Phillips made a motion to approve Item G. Mayor Pro Tem Zenchuk seconded the motion. Motion carried. Yes 5, No 0, Abstained 0.

- H. Memorandum of Understanding between Cherokee County, Georgia by and through Cherokee County Emergency Management Agency (EMA) and the City of Holly Springs, Georgia for alerts, warnings, and notifications sent through the Federal Emergency Management Agency's (FEMA's) Integrated Public Alert and Warning System and authorize the City Manager to execute the agreement upon approval of the City Attorney.

Mayor Pro Tem Zenchuk made a motion to approve Item H. Councilwoman Phillips seconded the motion. Motion carried. Yes 5, No 0, Abstained 0.

- I. Resolution declaring certain property as surplus and authorizing its sale or disposal as described in Exhibit "A".

Councilman Moore made a motion to approve Item I. Councilman Wilbur seconded the motion. Motion carried. Yes 5, No 0, Abstained 0.

- J. Amendment No. 1 to the Client Service Agreement between WellnessIQ, Inc. and the City of Holly Springs.

Councilman Moore made a motion to approve Item J. Councilman Wilbur seconded the motion. Motion carried. Yes 5, No 0, Abstained 0.

- K. Renewal of the Property and Liability Coverage with Georgia Interlocal Risk Management Agency (GIRMA).

Councilman Wilbur made a motion to approve Item K. Mayor Pro Tem Zenchuk seconded the motion. Motion carried. Yes 5, No 0, Abstained 0.

- L. Renewal of the Off-Duty Liability line of coverage with Lexington Insurance Company.

Councilman Moore made a motion to approve Item L. Councilman Wilbur seconded the motion. Motion carried. Yes 5, No 0, Abstained 0.

- M. Renewal of the Excess Crime line of coverage with Hanover Insurance Company/Allmerica.

Councilman Wilbur made a motion to approve Item M. Mayor Pro Tem Zenchuk seconded the motion. Motion carried. Yes 5, No 0, Abstained 0.

- N. Renewal of the Excess Cyber Liability line of coverage with Tokio Marine - Houston Casualty Company.

Councilman Wilbur made a motion to approve Item N. Councilman Moore seconded the motion. Motion carried. Yes 5, No 0, Abstained 0.

- O. Renewal of the Terrorism & Sabotage line of coverage with Hiscox, Inc.

Councilman Wilbur made a motion to approve Item O. Councilwoman Phillips seconded the motion. Motion carried. Yes 5, No 0, Abstained 0.

- P. Ordinance of the City of Holly Springs, Georgia approving budget amendments for the fiscal year 2025 budget.

Councilwoman Phillips made a motion to approve Item P. Councilman Wilbur seconded the motion. Motion carried. Yes 5, No 0, Abstained 0.

- Q. Bond Release for Performance Bond #SU1181892, for Sagebrooke subdivision.

Councilman Moore made a motion to approve Item Q. Mayor Pro Tem Zenchuk seconded the motion. Motion carried. Yes 5, No 0, Abstained 0.

- R. Bond Release for Maintenance Bond #1090849-M, for Parc Terrace subdivision.

Mayor Pro Tem Zenchuk made a motion to approve Item R. Councilman Moore seconded the motion. Motion carried. Yes 5, No 0, Abstained 0.

- S. Resolution to accept and authorize streets to become publicly maintained in Parc Terrace subdivision.

Mayor Pro Tem Zenchuk made a motion to approve Item S. Councilman Moore seconded the motion. Motion carried. Yes 5, No 0, Abstained 0.

- T. Title VI Nondiscrimination Agreement between the Georgia Department of Transportation and the City of Holly Springs, Georgia.

Councilman Moore made a motion to approve Item T. Mayor Pro Tem Zenchuk seconded the motion. Motion carried. Yes 5, No 0, Abstained 0.

- U. Second Amendment to Loan Agreement between Georgia Transportation Infrastructure Bank, by and through the State Road and Tollway Authority and City of Holly Springs (Holly Springs Parkway Widening Phase III).

Mayor Pro Tem Zenchuk made a motion to approve Item U. Councilman Moore seconded the motion. Motion carried. Yes 5, No 0, Abstained 0.

- V. Cherokee County and City of Holly Springs limited license agreement for the use of PremierOne CAD system.

Mayor Pro Tem Zenchuk made a motion to approve Item V. Councilman Wilbur seconded the motion. Motion carried. Yes 5, No 0, Abstained 0.

- W. Resolution authorizing the transfer of a service weapon to a former police officer.

Councilman Wilbur made a motion to approve Item W. Mayor Pro Tem Zenchuk seconded the motion. Motion carried. Yes 5, No 0, Abstained 0.

IX. REPORTS

City Manager Robert H. Logan provided details on the closure of Childers Road from April 27th through the end of May 2026.

X. ADJOURNMENT

Councilman Wilbur made a motion to adjourn the meeting and move into executive session for the purpose of Real Estate. Mayor Pro Tem Zenchuk seconded the motion. Motion carried. Yes 5, No 0, Abstained 0.

XI. EXECUTIVE SESSION

- A. Real Estate

Respectfully submitted.

Ryan P. Shirley, Mayor

Attest:

Karen Norred, City Clerk
(Seal)

ITEM REPORT

AGENDA ITEM NUMBER: VIII.A.



FROM: Bobby Dyer, City Attorney

MEETING DATE: May 4, 2026

AGENDA ITEM: Resolution authorizing participation in an Amicus Brief in Chang v. City of Milton on remand before the Georgia Court of Appeals.

EXECUTIVE SUMMARY:

On September 16, 2024, the Georgia Court of Appeals issued its decision in City of Milton v. Chang. The Supreme Court of Georgia granted certiorari and, on March 12, 2026, vacated the Court of Appeals decision and remanded the case for further proceedings, holding that a municipality's ministerial duty over roadway upkeep and repair did not apply where the alleged unsafe condition was outside the lanes of ordinary travel, City of Milton v. Chang, 2026 WL 695364.

The Amicus Brief in Chang v. City of Milton case is back before the Court of Appeals, now focusing on a legal doctrine that lets cities be sued more easily for personal injury under a "nuisance" theory. This rule originated in a 1968 case but has since expanded beyond its original scope and isn't clearly based on constitutional or general law.

In 2021, the Supreme Court raised doubts about whether this doctrine still fits within modern sovereign immunity principles. Now, the Court of Appeals may re-examine it.

If the doctrine stays, cities in Georgia could face broader, less predictable legal liability, affecting budgets and taxpayers. If it's limited or overturned, municipalities would gain clearer legal protection.

The resolution resolves that:

- The City authorizes participation in, support for, and joinder with an amicus curiae brief or briefs to be filed in Chang v. City of Milton on remand before the Georgia Court of Appeals, and authorizes the City's name to be included as an amicus participant.
- The City supports the position that any purported waiver of a city's sovereign immunity for nuisance claims seeking recovery for personal injury is a judicially created doctrine rather than an express waiver grounded in the Georgia Constitution or an act of the General

Assembly.

- The City supports the position that, consistent with Sustainable Coast and related sovereign-immunity precedent, no waiver of municipal sovereign immunity exists for an alleged nuisance resulting in personal injury.
- The Mayor, City Manager, City Attorney, and such other officers as may be appropriate are authorized to take all actions reasonably necessary to implement this Resolution and to coordinate with counsel for the City of Milton and other participating municipalities.

IS THIS A BUDGETED ITEM?

N/A

FUNDING SOURCE:

N/A

FISCAL IMPACT:

N/A

ATTACHMENTS:

1. RES Authorizing Participation in an Amicus Brief in Chang v. City of Milton

RECOMMENDATION:

The staff recommendation is approval of the resolution.

CONCURRENCES:

City Attorney
City Manager

RESOLUTION OF THE MAYOR AND CITY COUNCIL OF THE CITY OF HOLLY SPRINGS GEORGIA AUTHORIZING PARTICIPATION IN AN AMICUS BRIEF IN CHANG v. CITY OF MILTON ON REMAND BEFORE THE GEORGIA COURT OF APPEALS

WHEREAS, the litigation styled Chang v. City of Milton arises from claims asserted against the City of Milton, Georgia, related to a 2016 motor vehicle collision on Batesville Road;

WHEREAS, on September 16, 2024, the Georgia Court of Appeals issued its decision in City of Milton v. Chang, 373 Ga. App. 667 (2024);

WHEREAS, the Supreme Court of Georgia thereafter granted certiorari and, on March 12, 2026, vacated the Court of Appeals decision and remanded the case for further proceedings, holding that a municipality's ministerial duty over roadway upkeep and repair did not apply where the alleged unsafe condition was outside the lanes of ordinary travel, City of Milton v. Chang, 2026 WL 695364;

WHEREAS, following remand, the Georgia Court of Appeals will consider the separate question of whether a Georgia municipality may nevertheless be subjected to liability under a so-called nuisance theory for personal injury claims;

WHEREAS, the City recognizes that any asserted waiver of sovereign immunity for nuisance claims resulting in personal injury does not arise from any express constitutional or statutory waiver applicable to municipalities, but instead traces to judicial decisions such as Town of Fort Oglethorpe v. Phillips, 224 Ga. 834 (1968);

WHEREAS, the Supreme Court of Georgia explained in Georgia Department of Natural Resources v. Center for a Sustainable Coast, Inc., 294 Ga. 593 (2014), that waivers of sovereign immunity must come from the Constitution or the General Assembly and that courts may not create new exceptions to sovereign immunity;

WHEREAS, in Mayor & C. of Savannah v. Palmerio, 242 Ga. 224 (1978), Justice Hall, in a concurring opinion, advised that “the time is long past for this court to re-examine its opinion in Town of Ft. Oglethorpe v. Phillips, 224 Ga. 834, 165 S.E.2d 141 (1968);”

WHEREAS, in Gatto v. City of Statesboro, 312 Ga. 164, fn. 6 (2021), the Court observed “[s]ome of us have doubts about the legal foundations of Phillips, which also divorced municipal nuisance liability from its basis in our Constitution's Takings Clause;”

WHEREAS, a nuisance theory that permits personal-injury claims against cities, but not counties, creates an uneven exposure to liability that is not supported by a clear constitutional or statutory waiver;

WHEREAS, Georgia law has long distinguished between nuisance claims that implicate the Takings Clause and nuisance claims seeking damages for personal injury;

WHEREAS, municipalities across the State have a substantial interest in ensuring that any waiver of sovereign immunity remains tied to a constitutional or statutory foundation rather than a judicially created expansion;

WHEREAS, the City finds that it is in the best interests of its citizens and residents to support the City of Milton in seeking an appellate ruling that there is no waiver of municipal sovereign immunity for an alleged nuisance resulting in personal injury, outside the limited context of a nuisance claim amounting to a constitutional taking; and

WHEREAS, the City further finds that Georgia cities should have their collective voice heard on this issue of statewide importance through coordinated amicus participation before the Georgia Court of Appeals.

NOW, THEREFORE, BE IT RESOLVED BY THE CITY OF HOLLY SPRINGS that:

- The City authorizes participation in, support for, and joinder with an amicus curiae brief or briefs to be filed in Chang v. City of Milton on remand before the Georgia Court of Appeals, and authorizes the City's name to be included as an amicus participant.
- The City supports the position that any purported waiver of a city's sovereign immunity for nuisance claims seeking recovery for personal injury is a judicially created doctrine rather than an express waiver grounded in the Georgia Constitution or an act of the General Assembly.
- The City supports the position that, consistent with Sustainable Coast and related sovereign-immunity precedent, no waiver of municipal sovereign immunity exists for an alleged nuisance resulting in personal injury.
- The Mayor, City Manager, City Attorney, and such other officers as may be appropriate are authorized to take all actions reasonably necessary to implement this Resolution and to coordinate with counsel for the City of Milton and other participating municipalities.

SO RESOLVED this 4th day of May, 2026.

CITY OF HOLLY SPRINGS

Ryan P. Shirley, Mayor

Attest:

Karen Norred, City Clerk
(Seal)

ITEM REPORT

AGENDA ITEM NUMBER: VIII.B.



FROM: Robert H. Logan, City Manager

MEETING DATE: May 4, 2026

AGENDA ITEM: Quote from North Cherokee Electrical, Inc. for a loop replacement at the intersection of Holly Springs Parkway and Harbor Creek Parkway, in an amount not to exceed \$5,700.

EXECUTIVE SUMMARY:

The City of Holly Springs requested and received three quotes for loop replacement at the intersection of Holly Springs Parkway and Harbor Creek Parkway. The quote includes the replacement of one 6' x 40' presence loop on the western side of the intersection (Walmart Exit) and one 6' x 40' loop for the left turn lane on Holly Springs Parkway into the Walmart shopping center and traffic control.

IS THIS A BUDGETED ITEM?

Yes

FUNDING SOURCE:

General Fund

FISCAL IMPACT:

\$5,700

ATTACHMENTS:

1. Loop Replacement Quotes

RECOMMENDATION:

The staff recommendation is approval of the quote from North Cherokee Electrical, Inc.

CONCURRENCES:

Finance and Administration



North Cherokee Electrical Inc.

2915 Ball Ground Hwy, Canton, GA 30114 | 770.345.2667

4/23/26

To: Alex Gray
City Of Holly
Springs

RE: Loop Replacement at Hwy 5 @ Walmart/Harbor

Creek.

Mr. Gray

North Cherokee is pleased to provide pricing for the above-mentioned project. Pricing and terms are below.

Items to be included:

1 6 x 40 presence loop on the Wal-Mart Exit

1 6X40 for the left turn lane going West bound on Hwy 5 turning into the Wal-Mart shopping center.

Traffic control. (for our work only)

General Terms

Price good for 30 days.

Sales Tax Included.

Net 30 after receipt of invoice.

Total quote, **\$5,700.00**

Thank you,

Shannon Bryan



Signals - Lighting - Signs

PRICE QUOTE

DATE: 4/2/2026

PROJECT: City of Holly Springs - Holly Springs Pkwy @ Harbor Creek Pkwy

SCOPE: Installation of replacement loop detectors for the IDIQ WO# 017 - Street Resurfacing on Moores Mill Rd NW. Pricing to include all materials and labor.

Intersection

ITEM NUMBER	DESCRIPTION	UNITS	QUANTITY	UNIT PRICE	EXT
150-1000	TRAFFIC CONTROL/MOBILIZATION	LS	1	\$1,000.00	\$1,000.00
647-6300	LOOP DETECTOR, 6 X 40 FT, QUADRUPOLE	EA	2	\$3,500.00	\$7,000.00
			SUB	TOTAL	\$8,000.00

Use of law enforcement for traffic control is not included in this quote, if required prime contractor will be responsible for the cost.
Pricing do not include any concrete, asphalt, or striping work.
This quotation is an estimate only and not a guarantee to perform the work.
GTG reserves the right to modify or withdraw this offer if a letter of intent or contract is not received within thirty (30) days of the quote date.
This quote does not include a payment Bond, if needed please add 2% to the Price.
GTG is a certified DBE Contractor with specific agencies. It's the bidder's responsibility to verify GTG current status prior to utilizing this proposal to meet required contract goals.

IF THIS QUOTE IS ACCEPTED, PLEASE SIGN AND EMAIL TO OUR OFFICE OR THIS QUOTE CAN BE AN EXHIBIT IN THE CONTRACT.

x _____

Due to extremely busy schedule, should you accept this quote, please notify GTG Traffic Signals, Jason Gray, as soon as possible of your acceptance. This will allow for GTG to manage and schedule proper execution of signal installation.





BROOKS-BERRY-HAYNIE & ASSOCIATES, INC.

Date: April 3, 2026

RE: Holly Springs Pkwy & Harbor Creek Pkwy – Inductance Loop Replacement

Mr. Alex Gray:

Brooks-Berry-Haynie & Associates respectfully submits the following quote for the Installation of (2) 6' X 40" Inductance Loops and traffic control at 2200 Holly Springs Pkwy.

Pricing: \$8,450.00

Specific Project Scope

1. Our proposal is based upon installing (2) 6' X 40' inductance loops. (1) NB Left Turn Lane into Walmart and (1) EB straight thru crossing to Harbor Creek Pkwy.
2. BBH includes traffic control for our scope of work.
3. We acknowledge that this project is a Lump Sum price bid. Individual unit prices cannot be deemed as stand-alone prices without our prior consent.

General Conditions

1. Adequate time must be given for installation prior to all paving and concrete work. The project schedule and any modification shall allow BBH a reasonable time to complete its work in an efficient manner considering the contract completion date or time limits set forth in the contract documents.
2. BBH shall not be required to commence or continue work unless sufficient areas are ready to insure continuous work.
3. We exclude construction layout or survey; the Prime Contractor will notify BBH in writing whenever there is design or survey change that could impact BBH's work. BBH assumes no liability for delays or damages caused by incorrect or incomplete survey.
4. Engineering, engineering fees, geotechnical engineering, plan check fees, permits are excluded.
5. Saw cutting and removal/replacement of asphalt or concrete paving and sidewalks is excluded.
6. We exclude damage to any private or unmarked utility lines or utility company make-ready work. Any repairs that BBH is directed to make is payable by the Prime Contractor to BBH.

7. Damage to existing facilities and completed work by third parties is excluded. Any repair to existing facilities or completed work will be repaired by BBH and payable by the Prime Contractor to BBH.
8. This quote is contingent upon the negotiation of mutually agreeable subcontract terms. This quote is valid for a period of 60 days.
9. This proposal shall become a part of any subcontract awarded to Brooks-Berry-Haynie.
10. BBH shall be entitled to an equitable adjustment in the price of the work, including but not limited to any increased costs of labor, including overtime, or materials, resulting from any change of schedule, acceleration, out of sequence work or delay caused by others for whom BBH is not responsible.
11. BBH assumes no responsibility and shall not be held liable for any items not specifically or clearly shown on the above listed bid document drawings or not directly or specifically indicated within the bid documents listed above.
12. Should this project's bid documents contain any provision for Liquidated Damages, BBH shall only be responsible for liquidated damages for failure to meet the project schedule to the extent its work is on the critical path and its failure to meet the project schedule was caused by its own acts or omission. Furthermore, our liability for liquidated damages is limited to the amount assessed by the Owner against the Prime Contractor.

Please review this scope and general conditions, if you should have any questions; please feel free to contact me. We appreciate the opportunity to provide you with this proposal and look forward to working with you in the future.

Best Regards,



Jason Lewis
Project Manager
Brooks-Berry-Haynie & Associates
(770) 874-1162 Office
(678) 492-8779 Cell
jasonlewis@bbhelectric.com

ITEM REPORT

AGENDA ITEM NUMBER: VIII.C.



FROM: Karen Norred, Assistant City Manager/City Clerk

MEETING DATE: May 4, 2026

AGENDA ITEM: Renewal of the Pollution Liability line of coverage with Georgia Interlocal Risk Management Agency (GIRMA).

EXECUTIVE SUMMARY:

This coverage will cover claims associated with contaminations, spills, illegal dumping of hazardous waste, chemical releases, mold, or mildew, among other hazards. This coverage has a one million dollars (1MIL) limit for each incident with an aggregate limit of twelve million dollars (12MIL).

IS THIS A BUDGETED ITEM?

Yes

FUNDING SOURCE:

General Fund

FISCAL IMPACT:

\$24,320

ATTACHMENTS:

1. 2026 Holly Springs GIRMA Member Comparison with Ancillary LOBs and Pollution Quote

RECOMMENDATION:

The staff recommendation is approval of the renewal.

CONCURRENCES:

City Manager

**CITY OF HOLLY SPRINGS
GIRMA INSURANCE PROGRAM
with Pollution and Ancillary Coverages**

Comparative Analysis for May 1, 2026 Renewal

Program Details	2025-2026			2026-2027			Cost Comparison		
	Proposed Program	Proposed Rating Basis	Proposed Premium	Proposed Program	Proposed Rating Basis	Proposed Premium	Exposure Change	Premium Change	Net Rate Change
General Liability (GIRMA)			\$19,340			\$20,872	24.4%	7.9%	-16.5%
Each Occurrence	\$4,000,000	\$27,730,725		\$4,000,000	\$34,496,000				
General Aggregate	\$20,000,000	<i>Operating Budget</i>		\$20,000,000	<i>Operating Budget</i>				
Deductibles									
General Liability	\$0		\$0	\$0					
Public Officials Liability (GIRMA)			\$10,709			\$11,786	24.4%	10.1%	-14.3%
Each Occurrence	\$4,000,000	\$27,730,725		\$4,000,000	\$34,496,000				
Aggregate	\$20,000,000	<i>Operating Budget</i>		\$20,000,000	<i>Operating Budget</i>				
Deductible	\$5,000		\$5,000	\$5,000					
Law Enforcement Liability (GIRMA)			\$40,652			\$43,618	-2.5%	7.3%	9.8%
Each Occurrence	\$4,000,000	40		\$4,000,000	39				
Aggregate	Unlimited	<i>Officers</i>		Unlimited	<i>Officers</i>				
Deductible	\$5,000		\$5,000	\$5,000					
Automobile Liability (GIRMA)			\$62,671			\$73,883	9.6%	17.9%	8.3%
Combined Single Limit	\$4,000,000	52		\$4,000,000	57				
Uninsured Motorist Liability	\$75,000	<i>Vehicles</i>	\$575	\$75,000	<i>Vehicles</i>	\$672	9.6%	16.9%	7.3%
Deductibles									
Auto Liability	\$0		\$0	\$0					
Auto Physical Damage (GIRMA)			\$16,348			\$18,778	9.8%	14.9%	5.1%
Limit	ACV	51		ACV	56				
Vehicles Covered	Scheduled	<i>Vehicles</i>		Scheduled	<i>Vehicles</i>				
Deductible	\$1,000		\$1,000	\$1,000					
Crime (GIRMA)			\$1,203			\$1,203	-4.2%	0.0%	4.2%
Employee Dishonesty	\$500,000	71		\$500,000	68				
Money & Securities	\$500,000	<i>Employees</i>		\$500,000	<i>Employees</i>				
Deductible	\$1,000		\$1,000	\$1,000					
Property & Equipment (GIRMA)			\$23,943			\$33,324	50.3%	39.2%	-11.2%
Total Insured Values	\$11,217,714	\$11,217,714		\$16,864,024	\$16,864,024				
Flood Limit	\$10,000,000	<i>Property Values</i>		\$10,000,000	<i>Property Values</i>				
Earthquake Limit	\$10,000,000			\$10,000,000					
Deductibles									
Building and Contents	\$1,000	\$11,158,514	\$1,000	\$16,736,943					
Mobile Equipment	\$1,000	\$59,500	\$1,000	\$127,081					
Equipment Breakdown (GIRMA)									
Per Occurrence	\$11,158,214	\$11,158,214		\$16,736,943	\$16,736,943				
Deductible	\$1,000	<i>Property Values</i>	\$1,000	\$1,000	<i>Property Values</i>				
GIRMA Contributions			\$175,441			\$204,136		16.4%	
Dividends/Credits			(\$8,958)			(\$8,622)		-3.8%	
GIRMA Net Contributions			\$166,483			\$195,514		17.4%	
Broker Management Fees			\$15,000			\$15,000			
Amount Due			\$181,483			\$210,514		16.0%	

See next page for Pollution and Ancillary Coverages

**CITY OF HOLLY SPRINGS
GIRMA INSURANCE PROGRAM
with Pollution and Ancillary Coverages**

Comparative Analysis for May 1, 2026 Renewal

Program Details	2025-2026			2026-2027			Cost Comparison		
	Proposed Program	Proposed Rating Basis	Proposed Premium	Proposed Program	Proposed Rating Basis	Proposed Premium	Exposure Change	Premium Change	Net Rate Change
Pollution Liability (GIRMA)			\$24,320			\$24,320	0.0%	0.0%	0.0%
Each Incident Limit	\$1,000,000	16,213		\$1,000,000	16,213				
Aggregate Limit	\$12,000,000	<i>Population</i>		\$12,000,000	<i>Population</i>				
Deductible	\$1,000			\$1,000					
Mold Matter Remediation	\$1,000,000	Expenses Sublimit \$250K		\$1,000,000	Expenses Sublimit \$250K				
Disinfection Event Expenses	\$50,000	Deductible Each Incident		\$50,000	Deductible Each Incident				
Pollution Annualized Premium			\$24,320			\$24,320			0.0%

Program Details	2025-2026			2026-2027			Cost Comparison		
	Proposed Program	Proposed Rating Basis	Proposed Premium	Proposed Program	Proposed Rating Basis	Proposed Premium	Exposure Change	Premium Change	Net Rate Change
Off-Duty Liability (Lexington Ins. Co.)			\$15,794			\$18,264	8.3%	15.6%	7.3%
Limit	\$1,000,000	36		\$1,000,000	39				
Deductible	\$10,000	<i>Officers</i>		\$10,000	<i>Officers</i>				
Excess Crime (Hanover Ins./Allmerica)			\$2,651			\$2,651	0.0%	0.0%	0.0%
Limit	\$1,500,000	68		\$1,500,000	68				
Deductible	\$500,000	<i>Employees</i>		\$500,000	<i>Employees</i>				
Excess Cyber Liability (Tokio Marine/HCC)			\$18,980			\$13,268	36.2%	-30.1%	-66.3%
Limit	\$1,000,000	\$47,020,120		\$1,000,000	\$64,036,000				
Deductible	\$250,000	<i>Revenues</i>		\$250,000	<i>Revenues</i>				
Terrorism & Sabotage (Hiscox, Inc.)			\$2,080			\$2,444	53.2%	17.5%	-35.7%
Limit	\$250,000	\$10,733,314		\$250,000	\$16,440,833				
Deductible	\$5,000	<i>TIV</i>		\$5,000	<i>TIV</i>				
Ancillary Lines Total			\$39,505			\$36,627			-7.3%
Total Cost (All lines)			\$245,308			\$271,461			10.7%

ITEM REPORT

AGENDA ITEM NUMBER: VIII.D.



FROM: Greg Clyburn, Deputy Chief

MEETING DATE: May 4, 2026

AGENDA ITEM: Resolution authorizing the transfer of a service weapon to a former police officer.

EXECUTIVE SUMMARY:

Resolution authorizing the transfer of a service weapon to a former police officer.

IS THIS A BUDGETED ITEM?

N/A

FUNDING SOURCE:

N/A

FISCAL IMPACT:

N/A

ATTACHMENTS:

1. RES Transfer of Service Weapon

RECOMMENDATION:

The staff recommendation is approval of the resolution.

CONCURRENCES:

City Manager

A RESOLUTION OF THE MAYOR AND CITY COUNCIL OF THE CITY OF HOLLY SPRINGS, GEORGIA AUTHORIZING THE TRANSFER OF A SERVICE WEAPON TO A FORMER POLICE OFFICER

WHEREAS, the City of Holly Springs, Georgia recognizes the dedicated service and contributions of its law enforcement officers; and

WHEREAS, Captain Michael Hales honorably served as a sworn police officer with the City of Holly Springs for over ten (10) years, demonstrating professionalism, integrity, and commitment to public safety; and

WHEREAS, when appropriate and consistent with applicable laws and regulations, to allow retiring or separating officers in good standing to retain their issued service weapon as a token of appreciation for their service; and

WHEREAS, Captain Michael Hales has met all requirements for separation in good standing and is legally eligible to possess a firearm under federal, state, and local law; and

WHEREAS, the service weapon to be transferred has been identified as:

Make: Smith & Wesson

Model: M&P-9 / 2.0 (9mm semi-automatic pistol)

Serial Number: NMS4240;

NOW, THEREFORE, BE IT RESOLVED that the City of Holly Springs hereby authorizes the transfer of the above-described service weapon to Captain Michael Hales, subject to compliance with all applicable laws, departmental policies, and administrative procedures;

BE IT FURTHER RESOLVED that Captain Michael Hales shall assume all responsibility and liability for the ownership, possession, and use of the firearm upon transfer; and

BE IT FURTHER RESOLVED that the appropriate officials of the City of Holly Springs are authorized and directed to take all necessary actions to effectuate this transfer, including proper documentation and recordkeeping.

This Resolution is adopted on this 4th day of May 2026.

CITY OF HOLLY SPRINGS

Ryan P. Shirley, Mayor

Attest:

Karen Norred, City Clerk
(Seal)



FINANCIAL HIGHLIGHTS
As of March 31, 2026



Budget Summary
25% of year lapsed

	2025 Year End (unaudited)	2026 Budget	2026 Year to Date	% Annual Budget
REVENUES BY FUND				
General Fund	15,342,044	17,500,000	1,974,154	11.28%
American Rescue Plan (ARP) Act of 2021	1,881,930	-	-	0.00%
Operating Grant Fund	114,978	70,000	71,940	102.77%
Parks & Recreation Fund	491,670	510,000	123,563	24.23%
Tax Allocation District	722,770	735,000	73,199	9.96%
Hotel/Motel Tax Fund	5,993	6,000	1,663	27.72%
SPLOST VI Fund	6,562,481	6,150,000	1,737,943	28.26%
TSPLOST	-	4,340,000	-	0.00%
Town Center Fund	1,491,005	15,300,000	158,210	1.03%
Urban Redevelopment Agency	20,847,004	15,000,000	214,319	1.43%
Debt Service Fund	3,786,599	3,750,000	816,735	21.78%
Stormwater Utility Fund	1,830,463	675,000	19,953	2.96%
TOTAL REVENUES - ALL FUNDS	\$ 53,076,937	\$ 64,036,000	\$ 5,191,679	8.11%

EXPENDITURES/EXPENSES BY FUND				
General Fund	15,653,584	17,500,000	3,205,433	18.32%
American Rescue Plan (ARP) Act of 2021	1,961,479	-	-	0.00%
Operating Grant Fund	114,978	70,000	31,481	44.97%
Parks & Recreation Fund	517,687	510,000	68,758	13.48%
Tax Allocation District	845,899	735,000	414,184	56.35%
Hotel/Motel Tax Fund	6,695	6,000	2,500	41.67%
SPLOST VI Fund	5,516,613	6,150,000	1,814,395	29.50%
TSPLOST	-	4,340,000	-	0.00%
Town Center Fund	1,516,407	15,300,000	88,456	0.58%
Urban Redevelopment Agency	1,812,149	15,000,000	158,210	1.05%
Debt Service Fund	3,787,217	3,750,000	816,734	21.78%
Stormwater Utility Fund	396,880	675,000	52,612	7.79%
TOTAL EXPENDITURES/ EXPENSES - ALL FUNDS	\$ 32,129,589	\$ 64,036,000	\$ 6,652,761	10.39%



Comparison to Prior Year
25% of year lapsed

	03/31/2025 Actual (unaudited)	2025 Budget	% of Annual Amended Budget	03/31/2026 Actual	2026 Budget	% of Annual Budget
REVENUES BY FUND						
General Fund	2,282,439	16,500,000	13.83%	1,974,154	17,500,000	11.28%
American Rescue Plan (ARP) Act of 2021	16,640	1,961,479	0.85%	-	-	0.00%
Operating Grant Fund	14,962	115,000	13.01%	71,940	70,000	102.77%
Parks & Recreation Fund	117,136	520,000	22.53%	123,563	510,000	24.23%
Tax Allocation District	66,713	846,250	7.88%	73,199	735,000	9.96%
Hotel/Motel Tax Fund	1,511	6,700	22.56%	1,663	6,000	27.72%
SPLOST VI Fund	1,602,042	7,500,000	0.00%	1,737,943	6,150,000	28.26%
TSPLOST	-	-	0.00%	-	4,340,000	0.00%
Town Center Fund	415,184	27,955,000	1.49%	158,210	15,300,000	1.03%
Urban Redevelopment Agency	79,669	28,330,000	0.28%	214,319	15,000,000	1.43%
Debt Service Fund	1,113,864	3,789,395	29.39%	816,735	3,750,000	21.78%
Stormwater Utility Fund	47,114	610,000	7.72%	19,953	675,000	2.96%
TOTAL REVENUES - ALL FUNDS	\$ 5,757,274	\$ 88,133,824	6.53%	\$ 5,191,679	\$ 64,036,000	8.11%
EXPENDITURES/EXPENSES BY FUND						
General Fund	2,831,425	16,500,000	17.16%	3,205,433	17,500,000	18.32%
American Rescue Plan (ARP) Act of 2021	-	1,961,479	0.00%	-	-	0.00%
Operating Grant Fund	23,850	115,000	20.74%	31,481	70,000	44.97%
Parks & Recreation Fund	68,388	520,000	13.15%	68,758	510,000	13.48%
Tax Allocation District	321,766	846,250	0.00%	414,184	735,000	56.35%
Hotel/Motel Tax Fund	1,800	6,700	26.87%	2,500	6,000	41.67%
SPLOST VI Fund	597,073	7,500,000	0.00%	1,814,395	6,150,000	29.50%
TSPLOST	-	-	0.00%	-	4,340,000	0.00%
Town Center Fund	439,157	27,955,000	1.57%	88,456	15,300,000	0.58%
Urban Redevelopment Agency	415,184	28,330,000	1.47%	158,210	15,000,000	1.05%
Debt Service Fund	831,402	3,789,395	21.94%	816,734	3,750,000	21.78%
Stormwater Utility Fund	25,845	610,000	4.24%	52,612	675,000	7.79%
TOTAL EXPENDITURES/ EXPENSES - ALL FUNDS	\$ 5,555,889	\$ 88,133,824	6.30%	\$ 6,652,761	\$ 64,036,000	10.39%

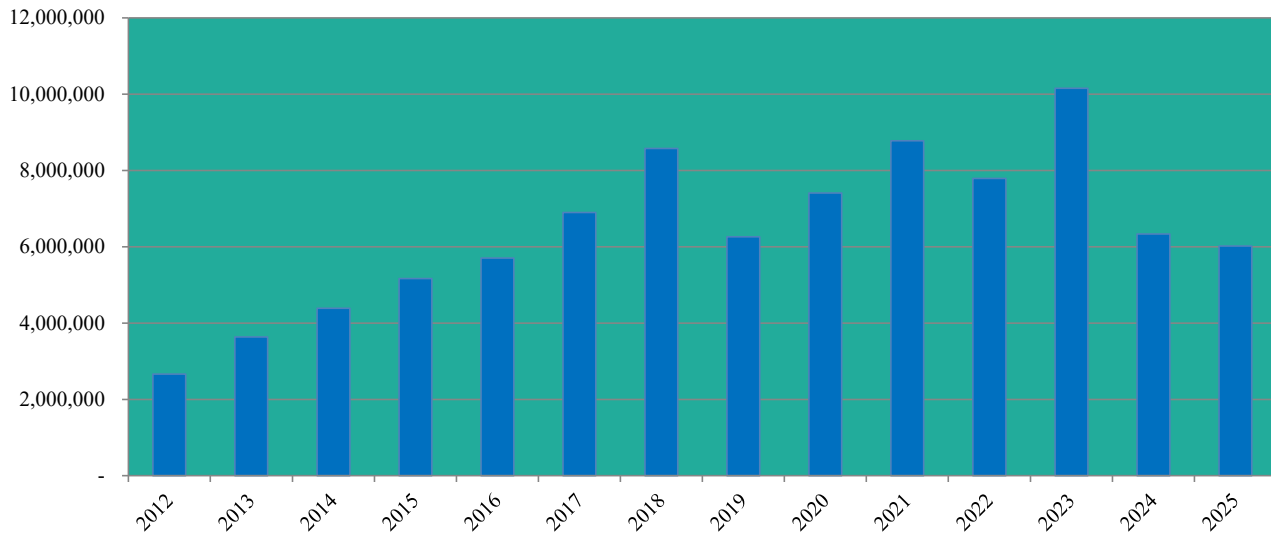


**Changes in Fund Balance/Net Position
As of March 31, 2026**

Fund	Unaudited				
	Balance as of 12/31/2025 (unaudited)	Revenues	Expenditures/ Expenses	Balance as of 03/31/2026	Net Increase/ (Decrease)
General Fund	6,020,711	1,974,154	3,205,433	4,789,432	(1,231,279)
American Rescue Plan (ARP) Act of 2021	-	-	-	-	-
Operating Grant Fund	37,372	71,940	31,481	77,831	40,459
Parks & Recreation Fund	219,583	123,563	68,758	274,389	54,806
Tax Allocation District	404,796	73,199	414,184	63,811	(340,985)
Hotel/ Motel Tax Fund	8,205	1,663	2,500	7,369	(837)
SPLOST VI Fund	1,412,276	1,737,943	1,814,395	1,335,825	(76,451)
TSPLOST	-	-	-	-	-
Town Center Fund	(78,185)	158,210	88,456	(8,432)	69,753
Urban Redevelopment Agency	27,001,791	214,319	158,210	27,057,900	56,109
Debt Service Fund	42,662	816,735	816,734	42,662	0
Stormwater Utility Fund	12,461,243	19,953	52,612	12,428,585	(32,658)
	\$ 47,530,454	\$ 5,191,679	\$ 6,652,761	\$ 46,069,371	\$ (1,461,083)

General Fund - History of Fund Balance

GENERAL FUND FUND BALANCE

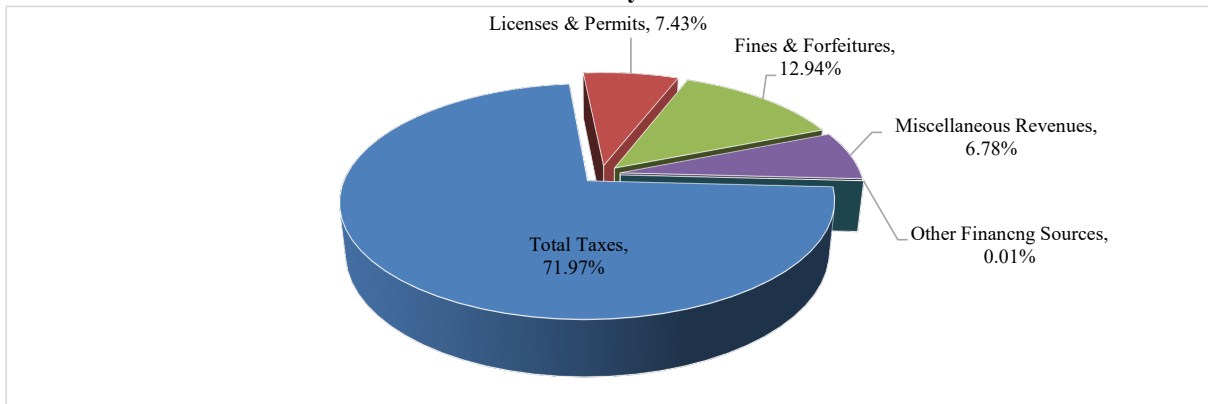




Budget Comparison Report - General Fund
25% of year lapsed

REVENUES	March 2026 Transactions	2026 Budget	YTD Transactions	% of Annual Budget
Property Taxes	691	9,994,845	314,767	3.15%
Motor Vehicle Taxes	1,824	20,000	9,063	45.32%
Motor Vehicle Title Ad Valorem Tax	53,850	915,000	211,120	23.07%
Mobile Home Tax	-	60	-	0.00%
Recording Intangible Taxes	5,762	65,000	17,757	27.32%
Penalties & Interest	498	14,000	3,405	24.32%
Fifa Fees	360	2,000	585	29.25%
Franchise Tax	-	640,000	775,023	121.10%
Railroad Equipment Car Tax	-	650	715	110.00%
Real Estate Transfer Tax	2,805	30,000	6,360	21.20%
Business & Occupation Tax	19,650	150,000	77,060	51.37%
Financial Institutions Tax	4,958	4,000	4,958	123.95%
Insurance Premium Tax	-	1,700,000	-	0.00%
Total Taxes	179,910	14,009,175	1,420,814	10.14%
Licenses & Permits	62,698	2,272,825	146,658	6.45%
Fines & Forfeitures	101,375	911,900	255,366	28.00%
Miscellaneous Revenues	4,768	78,560	39,014	49.66%
Interest Income	14,238	102,500	94,842	92.53%
Proceeds from the Sale of Conf Assets	-	-	-	100%
Transfer from Other Funds	-	-	-	100%
Proceeds from the Sale of Assets	-	25,000	249	1.00%
Inception of Lease Liability	-	100,000	-	0.00%
Issuance of Long-term Debt	-	-	17,210	100%
Inception of Subscription Liability	-	-	-	100%
Donation from Private Sources	17,210	40	-	100%
Fund Balance	-	-	-	0.00%
TOTAL GENERAL FUND REVENUES	\$ 380,199	\$ 17,500,000	\$ 1,974,154	11.28%

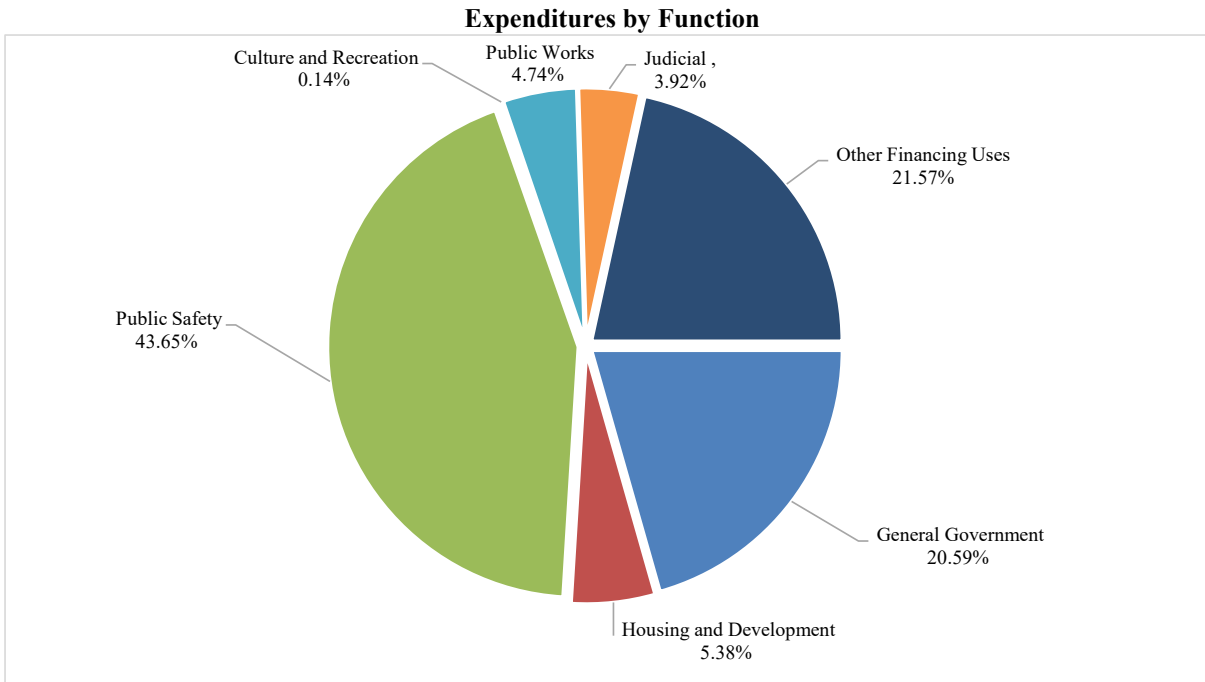
Revenues by Source





Budget Comparison Report - General Fund
25% of year lapsed

EXPENDITURES	March 2026 Transactions	2026 Budget	YTD Transactions	% of Annual Budget
General Government	129,168	2,744,520	660,142	24.05%
Housing and Development	63,853	735,133	172,398	23.45%
Public Safety	423,362	10,558,184	1,399,243	13.25%
Culture and Recreation	(175)	44,000	4,525	10.28%
Public Works	47,924	793,191	151,904	19.15%
Judicial	55,567	624,167	125,658	20.13%
Other Financing Uses	372,952	2,000,805	691,562	34.56%
TOTAL GENERAL FUND EXPENDITURES	\$ 1,092,651	\$ 17,500,000	\$ 3,205,433	18.32%





Budget Comparison Report - All Funds
25% of year lapsed

Unaudited

	2025 Year End Actuals	2026 Budget	Year to Date	% 2026 Annual Budget
<u>GENERAL FUND</u>				
Revenues:	15,342,044	17,500,000	1,974,154	11.28%
Expenditures:	15,653,584	17,500,000	3,205,433	18.32%
Excess Revenues over (under) Expenditures	(311,540)	-	(1,231,279)	
<u>OPERATING GRANT FUND</u>				
Revenues:	114,978	70,000	71,940	102.77%
Expenditures:	114,978	70,000	31,481	44.97%
Excess Revenues over (under) Expenditures	-	-	40,459	
<u>PARKS & RECREATION FUND</u>				
Revenues:	491,670	510,000	123,563	24.23%
Expenditures:	517,687	510,000	68,758	13.48%
Excess Revenues over (under) Expenditures	(26,018)	-	54,806	
<u>TAX ALLOCATION DISTRICT</u>				
Revenues:	722,770	735,000	73,199	9.96%
Expenditures:	845,899	735,000	414,184	56.35%
Excess Revenues over (under) Expenditures	(123,129)	-	(340,985)	
<u>HOTEL/MOTEL TAX FUND</u>				
Revenues:	5,993	6,000	1,663	27.72%
Expenditures:	6,695	6,000	2,500	41.67%
Excess Revenues over (under) Expenditures	(702)	-	(837)	
<u>URBAN REDEVELOPMENT AGENCY</u>				
Revenues:	20,847,004	15,000,000	214,319	1.43%
Expenditures:	1,812,149	15,000,000	158,210	1.05%
Excess Revenues over (under) Expenditures	19,034,855	-	56,109	



Budget Comparison Report - All Funds
25% of year lapsed

Unaudited

	2025 Year End Actuals	2026 Budget	Year to Date	% 2026 Annual Budget
<u>SPLOST VI FUND</u>				
Revenues:	6,562,481	6,150,000	1,737,943	28.26%
Expenditures:	5,516,613	6,150,000	1,814,395	29.50%
Excess Revenues over (under) Expenditures	1,045,868	-	(76,451)	
<u>TSPLOST FUND</u>				
Revenues:	-	4,340,000	-	0.00%
Expenditures:	-	4,340,000	-	0.00%
Excess Revenues over (under) Expenditures	-	-	-	
<u>TOWN CENTER FUND</u>				
Revenues:	1,491,005	15,300,000	158,210	1.03%
Expenditures:	1,516,407	15,300,000	88,456	0.58%
Excess Revenues over (under) Expenditures	(25,402)	-	69,753	
<u>DEBT SERVICE FUND</u>				
Revenues:	3,786,599	3,750,000	816,735	21.78%
Expenditures:	3,787,217	3,750,000	816,734	21.78%
Excess Revenues over (under) Expenditures	(618)	-	0	
<u>STORMWATER UTILITY FUND</u>				
Revenues:	1,830,463	675,000	19,953	2.96%
Expenses:	396,880	675,000	52,612	7.79%
Excess Revenues over (under) Expenses	1,433,583	-	(32,658)	



Investments
As of March 31, 2026

South State Bank	
Downtown Development Authority - CD 4.04%	110,749
<hr/>	
Subtotal South State Bank	\$ 110,749
Goldman Sachs Autocallable GS Momentum Builder	253,075
Certificate of Deposit - CD 4.04% Maturity Date - 7/23/2026	343,373
Certificate of Deposit - CD 4.04% Maturity Date - 8/2/2026	285,070
Certificate of Deposit - CD 4.04% Maturity Date - 7/24/2026	572,398
Certificate of Deposit - CD 4.04% Maturity Date - 7/24/2026	575,627
Certificate of Deposit - CD 4.04% Maturity Date - 7/24/2026	281,486
Certificate of Deposit - CD 4.04% Maturity Date - 8/2/2026	283,837
Certificate of Deposit - CD 4.04% Maturity Date - 8/2/2026	85,284
Certificate of Deposit - CD 4.04% Maturity Date - 8/2/2026	1,113,564
Certificate of Deposit - CD 4.04% Maturity Date - 8/9/2026	631,485
<hr/>	
Subtotal South State Investment Services	\$ 4,425,200
Total Investments	\$ 4,535,949



Cash
As of March 31, 2026

South State Bank

General Fund	611,062
Municipal Court Fund	102,100
Police Forfeiture Account	1,246
Police Seized Asset Account	26
Money Market Account	8,576,021
Main Street Board	35,242
Tree Replacement Fund	38,428
Operating Grant Fund	15,955
Parks & Recreation Fund	237,812
Tax Allocation District (TAD)	121,830
Hotel Motel Tax Fund	6,813
SPLOST VI	54,076
TSPLOST	-
Town Center Fund	12,784
Debt Service Fund	42,662
Downtown Development Authority - Checking	4,180
Stormwater Utility Fund	530,181

Subtotal South State Bank **\$ 10,390,420**

South State Investment Services

Budget Stabilization Cash Account	91
-----------------------------------	----

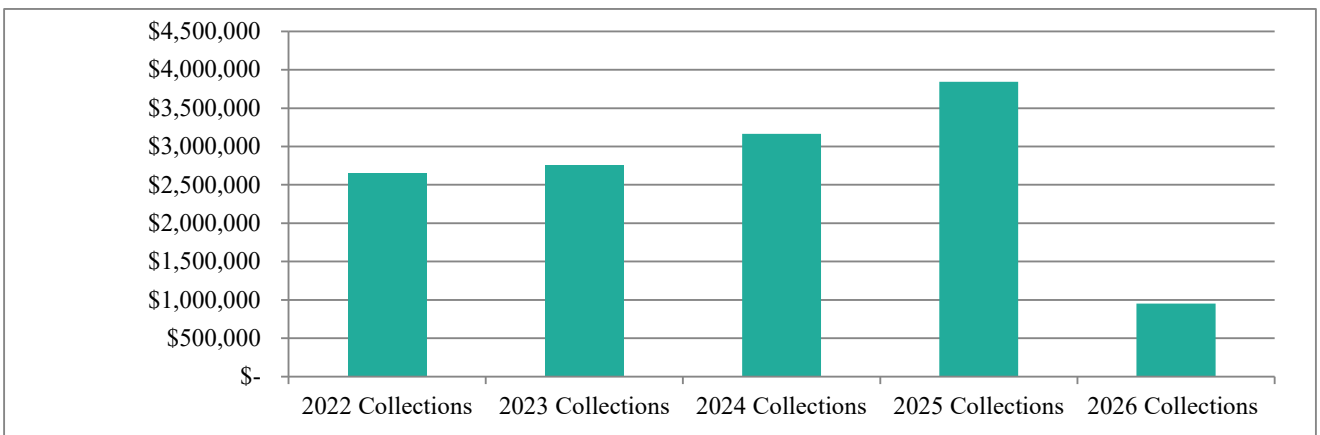
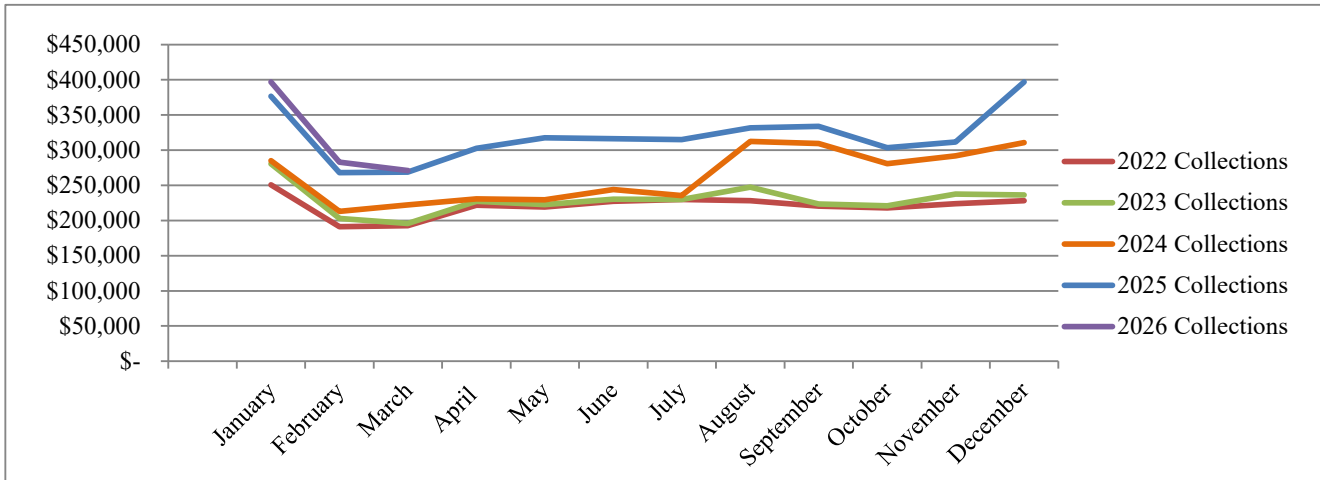
Subtotal South State Investment Services **\$ 91**

Total Cash **\$ 10,390,511**



Special Purpose Local Option Sales Tax Collections
As of March 31, 2026

	2022 Collections	2023 Collections	2024 Collections	2025 Collections	2026 Collections	% Change from Prior Year
January	\$ 250,695	\$ 280,583	\$ 284,961	\$ 376,756	\$ 396,908	5.35%
February	191,168	202,766	212,973	268,028	282,914	5.55%
March	192,686	195,742	222,279	268,721	270,982	0.84%
April	221,796	227,217	230,875	302,760		
May	219,102	222,579	229,480	317,365		
June	227,296	230,478	243,921	316,327		
July	229,938	229,808	235,599	314,915		
August	228,172	247,254	312,409	331,501		
September	220,495	223,389	309,613	333,791		
October	217,820	220,673	280,899	303,310		
November	223,696	237,509	292,072	311,722		
December	228,006	236,436	310,513	396,908		
	\$ 2,650,872	\$ 2,754,435	\$ 3,165,593	\$ 3,842,103	\$ 950,805	





Downtown Development Authority
As of March 31, 2026

	March 2026			YTD	% of Annual
	Transactions	2026 Budget		Transactions	Budget
Revenues					
Interest Revenue	0.29	-		796.03	100%
Miscellaneous Revenue	-	6,500		-	0.00%
Proceeds from Sale of Property	-	2,234,500		-	0.00%
TOTAL REVENUES	\$ 0.29	\$2,241,000		\$ 796.03	0.04%
Expenditures					
Dues & Fees	-	500		-	0.00%
Training	-	250		-	0.00%
DDA Meetings	-	3,000		-	0.00%
Other Expenditures	-	250		-	0.00%
Sponsorships	-	2,500		-	0.00%
Transfers to Primary Government	-	2,234,500		-	0.00%
TOTAL EXPENDITURES	\$ -	\$ 2,241,000		\$ -	0.00%



GENERAL FUND REVENUE DETAIL

As of March 31, 2026

	March 2026 Transactions	2026 Budget	YTD Transactions	% of Annual Budget
Real Property Tax	691	9,994,845	194,052	1.94%
Real Property Tax - Public Utility	50,254	56,870	88,612	155.82%
Personal Property Tax	1,628	162,250	32,103	19.79%
Motor Vehicle Tax	1,824	20,000	5,040	25.20%
Motor Vehicle Title Ad Valorem Tax	53,850	915,000	211,120	23.07%
Apportioned Vehicles (AAVT)	4,023	4,500	4,023	89.41%
Mobile Home Tax	-	60	-	0.00%
Intangible Tax	5,762	65,000	17,757	27.32%
Railroad Equipment Car Tax	-	650	715	110.00%
Real Estate Transfer Tax	2,805	30,000	6,360	21.20%
Franchise Tax - Electric	-	640,000	713,826	111.54%
Franchise Tax - Gas	33,605	125,000	33,605	26.88%
Franchise Tax - Cable	-	120,000	26,673	22.23%
Franchise Tax - Telephone	1	5,000	919	18.37%
Business & Occupational Tax	19,650	150,000	77,060	51.37%
Insurance Premium Tax	-	1,700,000	-	0.00%
Financial Institutions Tax	4,958	4,000	4,958	123.95%
Penalties & Interest	498	14,000	3,405	24.32%
FiFa Fees	360	2,000	585	29.25%
Total Taxes	179,910	14,009,175	1,420,814	10.14%
Alcoholic Beverage Licenses	-	70,000	-	0.00%
Alcohol Pouring Permit	465	5,000	1,030	20.60%
Zoning and Land Use Permits	500	5,000	890	17.80%
Planning and Development Fees	-	7,500	-	0.00%
Sign Permit Fees	350	2,000	500	25.00%
Special Event Permits	-	250	-	0.00%
Personal Transportation Veh Permit	10	50	20	40.00%
Vacant Lot Registration	-	25	-	0.00%
Other Licenses and Permits	50	2,500	195	7.80%
Building Permit Revenue	44,767	1,990,000	94,318	4.74%
Certificate of Occupancy Fees	8,000	75,000	13,000	17.33%
Building Permit - Reinspection Fees	3,000	5,000	6,700	134.00%
Building Permit-Sub Fee	3,787	40,000	15,258	38.15%
Occupational Tax Late Fees	-	500	-	0.00%
Plan Review Fees	1,769	70,000	14,746	21.07%
Total Licenses and Permits	62,698	2,272,825	146,658	6.45%
Municipal Court Fines	101,375	900,000	251,466	27.94%
Cash confiscations-Forfeitures	-	150	-	0.00%
Proceeds From Sale of Confiscations	-	500	2,650	530.00%
Court Costs	-	1,000	-	0.00%
Tree Recompense Revenue	-	5,000	-	0.00%
Other Fines & Forfeitures-Code	-	5,000	1,250	25.00%
Other Forfeitures	-	250	-	0.00%
Total Fines and Forfeitures	101,375	911,900	255,366	28.00%



GENERAL FUND REVENUE DETAIL

As of March 31, 2026

	March 2026 Transactions	2026 Budget	YTD Transactions	% of Annual Budget
Grant Revenue	-	-	-	100%
Probation Fees	3,274	30,000	11,336	37.79%
Printing and Duplicating Service Fees	222	500	289	57.90%
Election and Qualifying Fees	-	360	-	0.00%
Advertising Fees	780	650	780	120.00%
Accident/Incident Reports	365	3,000	645	21.50%
Wrecker Service Contract	-	20,000	20,000	100.00%
Background Checks	60	1,000	270	27.00%
Bad Check Fees	-	50	-	0.00%
Miscellaneous Revenue	67	10,000	582	5.82%
Rents and Royalties	-	3,000	-	0.00%
Reimbursement for Damaged Property	-	10,000	5,112	51.12%
Total Miscellaneous Income	4,768	78,560	39,014	49.66%
Interest Revenue	20,538	100,000	94,842	94.84%
Unrealized Gain or Loss on Investments	(6,300)	2,500	-	0.00%
Total Investment Income	14,238	102,500	94,842	92.53%
Proceeds from Sale of Assets	-	25,000	249	1.00%
Inception of lease liabilities	-	100,000	-	0.00%
Donations from Private Sources	17,210	40	17,210	43025.00%
Fund Balance	-	-	-	100%
Transfer from Other Funds	-	-	-	100%
Total Other Financing Sources	17,210	125,040	17,459	13.96%
TOTAL GENERAL FUND REVENUES	\$ 380,199	\$ 17,500,000	\$ 1,974,154	11.28%



General Fund Expenditures
As of March 31, 2026

	March 2026 Transactions	2026 Budget	YTD Transactions	% of Annual Budget
Governing Body				
Salaries & Wages-Council	3,500	42,000	10,500	25.00%
Employee Benefits-Medical	8,004	146,508	25,053	17.10%
Employee Benefits-Dental	387	5,398	1,162	21.53%
Employee Benefits-ADD Life	-	779	260	33.34%
FICA	150	2,604	462	17.74%
Medicare	35	609	108	17.74%
Employee Benefits-Retirement	254	3,002	763	25.40%
Unemployment	1	130	4	3.23%
Workers Comp Insurance	-	146	110	75.14%
Total Salaries and Benefits	12,332	201,176	38,421	19.10%
Communications	261	480	667	139.00%
Travel	-	1,000	-	0.00%
Dues and Fees	-	750	759	101.25%
Education and Training	-	750	-	0.00%
Other Expenditures	41	250	(83)	-33.09%
General Supplies and Materials	-	50	-	0.00%
Total Operations	302	3,280	1,344	40.97%
City Manager				
Salaries & Wages	21,880	284,438	65,430	23.00%
Employee Benefits-Medical	1,883	23,650	5,818	24.60%
Employee Benefits-Dental	125	1,736	376	21.67%
Employee Benefits-ADD Life	-	221	73	33.25%
Employee Benefits-Disability	-	1,588	504	31.74%
FICA	1,344	16,308	4,021	24.65%
Medicare	314	4,124	940	22.80%
Employee Benefits-Retirement	1,722	20,327	5,165	25.41%
Unemployment	-	47	6	12.13%
Workers' Comp. Insurance	-	1,472	1,106	75.15%
Total Salaries and Benefits	27,269	353,911	83,439	23.58%
Communications	79	900	201	22.38%
Travel	-	1,300	-	0.00%
Dues and Fees	-	2,000	845	42.25%
Education and Training	-	1,250	-	0.00%
Other Expenditures	-	1,500	1,438	95.84%
General Supplies and Materials	-	150	-	0.00%
Total Operations	79	7,100	2,484	34.99%



General Fund Expenditures
As of March 31, 2026

	March 2026 Transactions	2026 Budget	YTD Transactions	% of Annual Budget
City Clerk				
Salaries & Wages	10,087	135,259	30,719	22.71%
Employee Benefits-Medical	3,075	38,575	9,500	24.63%
Employee Benefits-Dental	60	946	179	18.93%
Employee Benefits-ADD Life	-	221	74	33.27%
Employee Benefits-Disability	-	994	315	31.73%
FICA	589	8,386	1,798	21.44%
Medicare	138	1,961	420	21.44%
Employee Benefits-Retirement	819	9,666	2,456	25.41%
Unemployment	0	63	6	9.05%
Workers' Comp. Insurance	(0)	470	353	75.13%
Total Salaries and Benefits	14,767	196,541	45,820	23.31%
Professional Services	-	5,000	-	0.00%
Communications	35	900	115	12.73%
Travel	-	1,250	-	0.00%
Dues and Fees	86	6,500	1,823	28.05%
Education and Training	-	1,500	-	0.00%
Other Expenditures	-	500	-	0.00%
General Supplies and Materials	-	250	-	0.00%
General Supplies - Postage	2	300	2	0.59%
Small Equipment	-	500	-	0.00%
Software	-	22,500	12,165	54.07%
Other Supplies - Uniforms	-	50	-	0.00%
Total Operations	123	39,250	14,104	35.93%
Elections				
Advertising	-	1,000	165	16.54%
Total Operations	-	1,000	165	100.00%
Contingency				
Contingency	-	175,000	-	0.00%
Total Operations	-	175,000	-	0.00%
Financial Administration				
Salaries & Wages	20,933	272,854	62,427	22.88%
Employee Benefits-Medical	8,202	102,675	25,333	24.67%
Employee Benefits-Dental	88	1,510	263	17.42%
Employee Benefits-ADD Life	-	441	147	33.33%
Employee Benefits-Disability	-	2,316	735	31.75%
FICA	1,190	16,917	3,558	21.03%
Medicare	278	3,956	832	21.03%
Employee Benefits-Retirement	1,651	19,500	4,954	25.41%
Unemployment	-	94	11	12.13%
Workers' Comp. Insurance	-	949	713	75.15%
Total Salaries and Benefits	32,342	421,212	98,975	23.50%



General Fund Expenditures
As of March 31, 2026

	March 2026 Transactions	2026 Budget	YTD Transactions	% of Annual Budget
Professional Services - Audit	-	40,000	9,500	23.75%
Advertising/Promotions	-	2,800	-	0.00%
Printing and Binding	-	1,500	-	0.00%
Travel	-	500	-	0.00%
Dues and Fees	107	10,000	4,690	46.90%
Education and Training	-	2,000	-	0.00%
Other Expenditures	-	500	-	0.00%
General Supplies and Materials	-	1,500	-	0.00%
General Supplies-Postage	204	7,500	480	6.40%
Small Equipment	-	250	-	0.00%
Software	-	5,251	2,549	48.55%
Total Operations	311	71,801	17,220	23.98%
Licensing				
Salaries & Wages	2,128	27,661	6,363	23.00%
Employee Benefits-Medical	1,165	14,608	3,599	24.64%
Employee Benefits-Dental	22	255	66	25.79%
Employee Benefits-ADD Life	-	74	24	33.08%
Employee Benefits-Disability	-	238	76	31.75%
FICA	115	1,715	345	20.13%
Medicare	27	401	81	20.13%
Employee Benefits-Retirement	167	1,977	502	25.41%
Unemployment	0	16	2	11.94%
Workers' Comp. Insurance	-	48	36	75.17%
Total Salaries and Benefits	3,624	46,993	11,094	23.61%
General Supplies and Materials	-	100	-	0.00%
General Supplies - Postage	-	1,500	-	0.00%
Software	-	3,000	-	0.00%
Other Supplies-Uniforms	-	50	-	0.00%
Total Operations	-	4,650	-	0.00%
Legal				
Professional Services - Legal	3,598	35,000	11,106	31.73%
Total Operations	3,598	35,000	11,106	31.73%
Information Technology				
Salaries & Wages	4,583	59,575	21,084	35.39%
Employee Benefits-Medical	1,254	15,767	3,875	24.58%
Employee Benefits-Dental	(225)	381	95	24.94%
Employee Benefits-ADD Life	-	147	49	33.33%
Employee Benefits-Disability	-	525	159	30.24%
FICA	281	3,694	1,291	34.96%
Medicare	66	864	302	34.96%
Employee Benefits-Retirement	361	4,258	1,082	25.40%
Unemployment	0	31	7	21.84%
Workers' Comp. Insurance	-	207	156	75.14%
Total Salaries and Benefits	6,320	85,449	28,099	32.88%



General Fund Expenditures
As of March 31, 2026

	March 2026 Transactions	2026 Budget	YTD Transactions	% of Annual Budget
Professional Services	-	20,000	-	0.00%
Communications	120	480	290	60.34%
Dues and Fees	11	250	44	17.65%
Other Expenditures	-	250	186	74.46%
General Supplies and Materials	-	500	-	0.00%
Small Equipment	-	5,000	-	0.00%
Software	1,222	225,000	112,719	50.10%
Total Operations	1,353	251,480	113,238	45.03%
Human Resources				
Salaries & Wages	-	58,622	-	0.00%
Employee Benefits-Medical	(103)	43,580	1	0.00%
Employee Benefits-Dental	-	1,545	-	0.00%
Employee Benefits-ADD Life	-	147	-	0.00%
Employee Benefits-Disability	-	594	-	0.00%
FICA	-	3,635	-	0.00%
Medicare	-	850	-	0.00%
Employee Benefits-Retirement	355	4,189	1,064	25.41%
Unemployment	-	31	-	0.00%
Workers' Comp. Insurance	-	204	153	75.15%
Total Salaries and Benefits	252	113,397	1,219	1.07%
Professional Services	-	30,000	-	0.00%
Advertising/Promotions	-	100	-	0.00%
Communications	-	300	-	0.00%
Travel	-	1,000	-	0.00%
Dues and Fees	-	1,200	302	25.14%
Education and Training	-	1,500	-	0.00%
Other Expenditures	-	150	-	0.00%
General Supplies and Materials	-	500	-	0.00%
General Supplies-Postage	-	100	-	0.00%
Small Equipment	-	500	-	0.00%
Software	1,167	5,500	6,189	112.53%
Other Supplies - Uniforms	-	50	-	0.00%
Total Operations	1,167	40,900	6,491	15.87%
Risk Management				
Professional Services	-	20,000	30,500	152.50%
Liability Insurance	-	281,600	80,952	28.75%
Total Operations	-	301,600	111,452	36.95%
General Government Building				
Salaries & Wages	5,208	91,854	15,757	17.15%
Employee Benefits-Medical	1,257	14,837	3,875	26.12%
Employee Benefits-Dental	32	381	95	24.94%
Employee Benefits-ADD Life	-	147	49	33.33%
Employee Benefits-Disability	-	453	144	31.75%
FICA	320	5,695	966	16.96%
Medicare	75	1,332	226	16.95%
Employee Benefits-Retirement	325	3,835	974	25.40%
Unemployment	1	63	5	8.24%
Workers' Comp. Insurance	-	2,119	1,592	75.15%
Total Salaries and Benefits	7,217	120,716	23,683	19.62%



General Fund Expenditures
As of March 31, 2026

	March 2026	2026 Budget	YTD Transactions	% of Annual
	Transactions			Budget
Professional Services	-	20,250	-	0.00%
Disposal - Garbage	105	500	210	42.05%
Lawn Care	-	500	-	0.00%
Pest Control	673	5,000	923	18.46%
Repairs and Maintenance	381	35,000	1,131	3.23%
Repairs and Maintenance - Vehicles	1,378	7,500	1,600	21.33%
Rental of Equipment	677	7,500	1,819	24.25%
Communications	1,091	20,000	3,352	16.76%
Dues and Fees	41	504	737	146.19%
Other Expenditures	-	1,000	-	0.00%
General Supplies and Materials	707	8,000	1,434	17.92%
Water and Sewer	230	3,500	797	22.76%
Natural Gas	501	5,000	2,556	51.12%
Electricity	1,491	16,000	3,850	24.06%
Gasoline and Diesel	200	4,000	527	13.17%
Small Equipment	-	2,000	-	0.00%
Other Supplies-Uniforms	-	150	-	0.00%
Total Operations & Capital	7,475	136,404	18,935	13.88%
 <i>Communication & Eternal Affairs</i>				
Salaries & Wages	6,927	90,056	20,716	23.00%
Employee Benefits-Medical	2,056	25,791	6,351	24.62%
Employee Benefits-Dental	59	698	178	25.55%
Employee Benefits-ADD Life	-	132	44	33.39%
Employee Benefits-Disability	-	775	246	31.74%
FICA	413	5,583	1,235	22.11%
Medicare	97	1,306	289	22.11%
Employee Benefits-Retirement	545	6,436	1,635	25.41%
Unemployment	-	28	3	12.25%
Workers' Compensation	-	525	395	75.15%
Total Salaries and Benefits	10,097	131,330	31,091	23.67%
Communications	44	480	112	23.31%
Travel	-	700	-	0.00%
Dues and Fees	490	2,000	1,075	53.75%
Education and Training	-	1,500	-	0.00%
Other Expenditures	-	150	-	0.00%
Small Equipment	(20)	500	335	67.00%
Software	27	1,000	239	23.93%
Total Operations	540	6,330	1,761	27.82%
 TOTAL GENERAL GOVERNMENT	 \$ 129,168	 \$ 2,744,520	 \$ 660,142	 24.05%



General Fund Expenditures
As of March 31, 2026

	March 2026 Transactions	2026 Budget	YTD Transactions	% of Annual Budget
Municipal Court				
Salaries & Wages	10,194	132,524	30,491	23.01%
Salaries & Wages - Overtime	-	500	-	0.00%
Employee Benefits-Medical	4,727	59,347	14,603	24.61%
Employee Benefits-Dental	110	1,777	330	18.55%
Employee Benefits-ADD Life	-	294	98	33.33%
Employee Benefits-Disability	-	1,116	362	32.44%
FICA	594	8,247	1,781	21.59%
Medicare	139	1,929	416	21.59%
Employee Benefits-Retirement	805	9,507	2,415	25.41%
Unemployment	0	63	8	12.06%
Workers' Compensation	-	463	348	75.15%
Total Salaries and Benefits	16,569	215,767	50,851	23.57%
Professional Services - Public Defender	1,376	7,000	2,482	35.46%
Professional Services - Solicitor/Judge	8,203	96,000	20,720	21.58%
Rental of Equipment	124	1,500	386	25.73%
Advertising	-	100	-	0.00%
Printing & Binding	-	100	-	0.00%
Travel	140	5,000	140	2.80%
Dues and Fees	395	1,000	1,045	104.51%
Education and Training	260	1,500	735	49.00%
Other Expenditures	89	100	89	89.00%
General Supplies and Materials	514	1,500	554	36.93%
General Supplies and Materials Postage	54	750	197	26.30%
Food Supplies	133	3,600	610	16.94%
Small Equipment	-	250	-	0.00%
Software	1,355	20,000	2,310	11.55%
Intergovernmental - Inmate Housing	330	20,000	770	3.85%
Payment to Other Agencies	26,026	250,000	44,769	17.91%
Total Operations	38,998	408,400	74,807	18.32%
TOTAL JUDICIAL	\$ 55,567	\$ 624,167	\$ 125,658	20.13%
Police Administration				
Salaries & Wages	52,258	675,427	159,504	23.62%
Salaries & Wages-Overtime	-	2,500	-	0.00%
Employee Benefits-Medical	8,339	120,759	25,875	21.43%
Employee Benefits-Dental	327	6,385	980	15.35%
Employee Benefits-ADD Life	-	1,080	311	28.81%
Employee Benefits-Disability	-	5,287	1,689	31.95%
FICA	3,173	42,031	9,696	23.07%
Medicare	742	9,830	2,268	23.07%
Employee Benefits-Retirement	4,103	48,448	12,309	25.41%
Unemployment	1	251	29	11.59%
Workers' Compensation	-	30,856	23,188	75.15%
Total Salaries and Benefits	68,945	942,854	235,849	25.01%



General Fund Expenditures
As of March 31, 2026

	March 2026 Transactions	2026 Budget	YTD Transactions	% of Annual Budget
Professional Services	-	750	833	111.09%
Repairs & Maintenance	-	4,500	-	0.00%
Repair & Maintenance-Vehicle	2,858	5,500	5,739	104.35%
Rental of Equipment	469	6,000	1,432	23.87%
Communications	361	3,500	923	26.38%
Advertising	-	5,000	1,049	20.98%
Printing and Binding	-	600	-	0.00%
Travel	-	6,000	770	12.83%
Dues and Fees	445	5,000	2,158	43.15%
Education and Training	-	6,000	770	12.83%
Other Expenditures	-	3,000	-	0.00%
General Supplies and Materials	199	2,000	394	19.72%
General Supplies - Postage	90	500	90	18.09%
Gasoline/Diesel	1,083	18,500	3,015	16.30%
Small Equipment	-	2,500	285	11.40%
Software	11	8,125	5,461	67.21%
Other Supplies - Uniforms	328	6,000	328	5.47%
Total Operations and Capital	5,844	83,475	23,248	27.85%
 <i>Criminal Investigation Division</i>				
Salaries & Wages	33,359	495,292	104,742	21.15%
Salaries & Wages-Overtime	-	10,000	-	0.00%
Employee Benefits-Medical	9,361	190,118	29,432	15.48%
Employee Benefits-Dental	361	8,107	1,082	13.35%
Employee Benefits-ADD Life	-	882	245	27.78%
Employee Benefits-Disability	-	4,052	1,119	27.62%
FICA	1,986	31,328	6,241	19.92%
Medicare	464	7,327	1,460	19.92%
Employee Benefits-Retirement	3,058	36,111	9,175	25.41%
Unemployment	-	188	19	10.11%
Workers' Compensation	-	25,742	19,345	75.15%
Total Salaries and Benefits	48,589	809,147	172,859	21.36%
Professional Services	-	500	-	0.00%
Repair & Maintenance	-	3,000	833	27.77%
Repair & Maintenance-Vehicle	902	4,000	1,120	28.01%
Communications	260	2,400	665	27.71%
Printing and Binding	-	250	-	0.00%
Travel	-	2,000	-	0.00%
Dues and Fees	-	2,000	613	30.63%
Education and Training	-	2,500	-	0.00%
Other Expenditures	76	800	461	57.61%
General Supplies and Materials	-	750	-	0.00%
General Supplies and Materials-Postage	-	50	-	0.00%
Gasoline and Diesel	664	14,000	1,908	13.63%
Small Equipment	100	3,000	100	3.33%
Software	212	6,000	3,396	56.60%
Other Supplies - Uniforms	-	3,000	-	0.00%
Total Operations and Capital	2,214	44,250	9,096	20.56%



**General Fund Expenditures
As of March 31, 2026**

	March 2026 Transactions	2026 Budget	YTD Transactions	% of Annual Budget
<i>Vice</i>				
Salaries & Wages	6,145	73,451	18,877	25.70%
Salaries & Wages-Overtime	332	2,000	664	33.20%
Employee Benefits-Medical	1,260	14,837	3,885	26.19%
Employee Benefits-Dental	66	776	198	25.53%
Employee Benefits-ADD Life	-	147	49	33.33%
Employee Benefits-Disability	-	609	193	31.76%
FICA	385	4,678	1,159	24.76%
Medicare	90	1,094	271	24.77%
Employee Benefits-Retirement	457	5,392	1,370	25.41%
Unemployment	-	31	4	12.26%
Workers' Compensation	-	3,844	2,889	75.15%
<i>Total Salaries and Benefits</i>	<u>8,735</u>	<u>106,859</u>	<u>29,559</u>	<u>27.66%</u>
Repairs & Maintenance Vehicles	11	2,500	138	5.53%
Repairs & Maintenance	-	-	167	100%
Dues and Fees	-	150	20	13.25%
Education & Training	-	250	-	0.00%
Gasoline	266	4,000	480	11.99%
Other Supplies - Uniforms	788	300	788	262.67%
<i>Total Operations and Capital</i>	<u>1,065</u>	<u>7,200</u>	<u>1,592</u>	<u>22.12%</u>
<i>Patrol</i>				
Salaries & Wages	159,178	1,914,137	469,232	24.51%
Salaries & Wages-Overtime	3,809	65,000	9,885	15.21%
Employee Benefits-Medical	44,934	635,981	134,290	21.12%
Employee Benefits-Dental	1,539	22,187	4,399	19.83%
Employee Benefits-ADD Life	-	3,969	1,200	30.24%
Employee Benefits-Disability	-	16,070	4,682	29.13%
FICA	9,752	122,706	28,702	23.39%
Medicare	2,281	28,697	6,713	23.39%
Employee Benefits-Retirement	11,979	141,439	35,936	25.41%
Unemployment	3	846	100	11.81%
Workers' Compensation	-	100,828	75,770	75.15%
<i>Total Salaries and Benefits</i>	<u>233,475</u>	<u>3,051,860</u>	<u>770,910</u>	<u>25.26%</u>



General Fund Expenditures
As of March 31, 2026

	March 2026 Transactions	2026 Budget	YTD Transactions	% of Annual Budget
Professional Services	150	4,000	650	16.25%
Repair & Maintenance	-	20,000	6,834	34.17%
Repair & Maintenance-Vehicle	3,943	80,000	18,895	23.62%
Communications	1,581	22,000	4,039	18.36%
Printing and Binding	-	600	-	0.00%
Travel	-	6,000	-	0.00%
Dues and Fees	-	7,500	994	13.25%
Education & Training	-	8,000	1,119	13.99%
Other Expenditures	114	3,000	309	10.31%
General Supplies and Materials	-	5,000	52	1.04%
Gasoline and Diesel	6,488	125,000	21,816	17.45%
Small Equipment	-	25,000	123	0.49%
Software	635	22,000	2,649	12.04%
Other Supplies - Uniforms	2,161	51,000	7,567	14.84%
Capital Outlay - Machinery & Equipment	17,210	100,000	17,210	17.21%
Total Operations and Capital	32,283	479,100	82,257	17.17%
 Police Training				
Salaries & Wages	-	132,741	-	0.00%
Salaries & Wages-Overtime	-	2,500	-	0.00%
Employee Benefits-Medical	3,862	87,160	8,886	10.19%
Employee Benefits-Dental	110	3,090	211	6.82%
Employee Benefits-ADD Life	-	294	37	12.50%
Employee Benefits-Disability	-	1,179	133	11.29%
FICA	-	8,385	-	0.00%
Medicare	-	1,961	-	0.00%
Employee Benefits-Retirement	819	9,665	2,456	25.41%
Unemployment	-	63	-	0.00%
Workers' Compensation	-	4,175	3,137	75.15%
Total Salaries and Benefits	4,790	251,213	14,859	5.91%
Repair & Maintenance-Vehicle	-	2,000	167	8.33%
Repairs & Maintenance	1,321	600	1,382	230.30%
Communications	60	960	153	15.90%
Travel	-	3,500	133	3.79%
Dues and Fees	-	1,000	-	0.00%
Education and Training	-	4,000	1,250	31.25%
General Supplies and Materials	-	2,000	-	0.00%
Weapons Supplies & Ammunition	-	58,000	-	0.00%
Gasoline and Diesel	93	2,500	93	3.71%
Small Equipment	-	8,000	-	0.00%
Software	-	2,750	3,060	111.27%
Other Supplies - Uniforms	-	1,500	-	0.00%
Intergovernmental	-	2,500	-	0.00%
Total Operations and Capital	1,474	89,310	6,236	6.98%



General Fund Expenditures
As of March 31, 2026

	March 2026 Transactions	2026 Budget	YTD Transactions	% of Annual Budget
<i>Police Stations and Buildings</i>				
Professional Services	-	250	-	0.00%
Disposal-Garbage/Recycle	94	1,200	187	15.57%
Pest Control	100	1,200	150	12.50%
Repairs and Maintenance	381	75,000	2,764	3.69%
Rental of Land & Building	3,622	45,204	14,487	32.05%
Communications	1,053	20,000	3,447	17.24%
Dues & fees	42	504	191	37.95%
General Supplies and Materials	297	3,000	321	10.69%
Water/Sewer	533	6,000	1,315	21.92%
Electricity	1,188	16,000	3,016	18.85%
Small Equipment	-	1,500	-	0.00%
<i>Total Operations</i>	<u>7,308</u>	<u>169,858</u>	<u>25,878</u>	<u>15.24%</u>
<i>Probation</i>				
Salaries & Wages	4,256	55,322	12,725	23.00%
Salaries & Wages - Overtime	-	500	-	0.00%
Employee Benefits-Medical	3,469	43,580	10,718	24.59%
Employee Benefits-Dental	110	1,299	329	25.31%
Employee Benefits-ADD Life	-	147	49	33.33%
Employee Benefits-Disability	-	476	151	31.75%
FICA	233	3,461	700	20.24%
Medicare	55	809	164	20.25%
Employee Benefits-Retirement	338	3,989	1,014	25.41%
Unemployment	0	31	4	12.26%
Workers' Compensation	-	194	146	75.15%
<i>Total Salaries and Benefits</i>	<u>8,461</u>	<u>109,808</u>	<u>25,999</u>	<u>23.68%</u>
Dues and Fees	-	200	27	13.26%
Education and Training	-	250	-	0.00%
Other Expenditures	-	-	54	100%
General Supplies and Materials	-	100	100	99.56%
Software	180	2,200	720	32.73%
Other Supplies - Uniforms	-	500	-	0.00%
<i>Total Operations and Capital</i>	<u>180</u>	<u>3,250</u>	<u>900</u>	<u>27.69%</u>
<i>Fire Services</i>				
Intergovernmental-Fire Services	-	4,410,000	-	0.00%
Total Fire Services	<u>-</u>	<u>4,410,000</u>	<u>-</u>	<u>0.00%</u>
TOTAL PUBLIC SAFETY	<u>\$ 423,362</u>	<u>\$ 10,558,184</u>	<u>\$ 1,399,243</u>	<u>13.25%</u>



General Fund Expenditures
As of March 31, 2026

	March 2026	2026 Budget	YTD Transactions	% of Annual
	Transactions			Budget
Highways and Streets				
Salaries & Wages	1,307	22,663	3,855	17.01%
Salaries & Wages - Overtime	-	500	-	0.00%
Employee Benefits - Medical	308	7,673	1,032	13.45%
Employee Benefits - Dental	8	95	23	24.25%
Employee Benefits - Add Life	(9)	37	22	59.46%
Employee Benefits - Disability	(47)	186	107	57.33%
FICA	79	1,436	232	16.15%
Medicare	18	336	55	16.23%
Employee Benefits - Retirement	146	1,655	437	26.41%
Unemployment	(2)	8	(2)	-27.50%
Workers Comp Insurance	(139)	559	3	0.55%
Professional Services-Engineering	-	500	-	0.00%
Disposal-Garbage/Recycling	130	2,000	260	13.00%
Pest Control	-	750	-	0.00%
Repairs & Maintenance	3,731	241,953	4,728	1.95%
Repairs & Maintenance-Vehicles	6	2,500	18	0.72%
Rental of Equipment	-	2,000	-	0.00%
Communication	20	-	51	100%
Dues and Fees	-	12,000	11,963	99.69%
Contract Labor	27,337	312,840	83,532	26.70%
Other Expenditures	-	500	-	0.00%
General Supplies and Materials	-	2,000	-	0.00%
Gasoline/Diesel	143	5,000	586	11.72%
Small Equipment	-	3,000	-	0.00%
<i>Total Operations</i>	<u>33,036</u>	<u>620,191</u>	<u>106,902</u>	<u>17.24%</u>
Street Lights				
Repairs & Maintenance	640	10,000	7,829	78.29%
Electricity-Street Lights	13,930	150,000	36,321	24.21%
Total Street Lights	<u>14,570</u>	<u>160,000</u>	<u>44,149</u>	<u>27.59%</u>
Traffic Lights				
Repairs & Maintenance	-	10,000	-	0.00%
Electricity-Traffic Lights	318	3,000	853	28.43%
Total Traffic Lights	<u>318</u>	<u>13,000</u>	<u>853</u>	<u>6.56%</u>
TOTAL PUBLIC WORKS	<u>\$ 47,924</u>	<u>\$ 793,191</u>	<u>\$ 151,904</u>	<u>19.15%</u>
Tree Commission				
Repairs & Maintenance	-	28,500	-	0.00%
Travel	-	750	-	0.00%
Dues and Fees	(175)	500	175	35.00%
Education and Training	-	1,000	-	0.00%
Tree Commission Meetings	-	3,000	350	11.67%
General Supplies & Materials	-	5,750	-	0.00%
Books and Periodicals	-	500	-	0.00%
<i>Total Operations</i>	<u>(175)</u>	<u>40,000</u>	<u>525</u>	<u>1.31%</u>



General Fund Expenditures
As of March 31, 2026

	March 2026 Transactions	2026 Budget	YTD Transactions	% of Annual Budget
<i>Culture and Recreation</i>				
Intergovernmental-Sequoyah Regional	-	4,000	4,000	100.00%
	-	4,000	4,000	100.00%
TOTAL CULTURE AND RECREATION	\$ (175)	\$ 44,000	\$ 4,525	10.28%
<i>Building Inspections</i>				
Salaries & Wages	15,376	200,182	44,032	22.00%
Employee Benefits-Medical	4,729	58,535	14,603	24.95%
Employee Benefits-Dental	207	2,948	622	21.10%
Employee Benefits-ADD Life	-	368	123	33.29%
Employee Benefits-Disability	-	1,706	541	31.74%
FICA	906	12,411	2,596	20.92%
Medicare	212	2,903	607	20.92%
Employee Benefits-Retirement	1,212	14,306	3,635	25.41%
Unemployment	2	94	12	12.50%
Workers' Compensation	-	3,745	2,814	75.15%
Total Salaries and Benefits	22,643	297,198	69,585	23.41%
Professional Services-Legal	-	1,000	-	0.00%
Repairs & Maintenance - Vehicles	136	2,000	431	21.54%
Communications	160	1,600	411	25.67%
Printing & Binding	-	50	-	0.00%
Travel	-	500	-	0.00%
Dues and Fees	54	250	125	50.07%
Education and Training	409	2,500	1,308	52.31%
Other Expenditures	152	250	152	60.72%
General Supplies and Materials	-	100	-	0.00%
General Supplies - Postage	-	100	-	0.00%
Gasoline/Diesel	124	2,000	356	17.82%
Books and Periodicals-Code Books	-	1,000	-	0.00%
Small Equipment	-	500	-	0.00%
Software	-	15,000	-	0.00%
Other Supplies-Uniforms	-	100	-	0.00%
Total Operations	1,035	26,950	2,783	10.32%
<i>Planning and Zoning</i>				
Salaries & Wages	11,506	149,576	34,407	23.00%
Employee Benefits-Medical	2,423	30,375	7,735	25.46%
Employee Benefits-Dental	22	255	66	25.80%
Employee Benefits-ADD Life	-	221	74	33.27%
Employee Benefits-Disability	-	1,287	409	31.75%
FICA	677	9,274	2,028	21.86%
Medicare	158	2,169	474	21.86%
Employee Benefits-Retirement	905	10,689	2,716	25.41%
Unemployment	0	47	6	12.11%
Workers' Compensation	-	472	355	75.15%
Total Salaries and Benefits	15,692	204,365	48,268	23.62%



General Fund Expenditures
As of March 31, 2026

	March 2026 Transactions	2026 Budget	YTD Transactions	% of Annual Budget
Professional Services-Engineering	10,066	85,000	20,261	23.84%
Professional Services-Legal	581	7,000	2,655	37.93%
Communications	80	480	205	42.78%
Advertising	-	2,500	275	10.98%
Printing & Binding	-	28,000	1,995	7.13%
Travel	-	1,000	-	0.00%
Dues and Fees	-	3,000	1,241	41.37%
Education and Training	-	1,000	-	0.00%
Planning & Zoning Meeting Fees	-	12,000	1,400	11.67%
Other Expenditures	-	250	80	32.08%
General Supplies and Materials	-	500	-	0.00%
General Supplies - Postage	-	1,000	67	6.65%
Gasoline & Diesel	-	50	-	0.00%
Small Equipment	-	1,500	-	0.00%
Software	-	12,800	5,292	41.34%
Total Operations	10,728	156,080	33,471	21.44%
Economic Development				
Salaries & Wages	770	10,006	2,302	23.00%
Employee Benefits - Medical	228	2,865	706	24.63%
Employee Benefits - Dental	7	77	20	25.71%
Employee Benefits - Add Live	-	15	5	32.80%
Employee Benefits - Disability	-	86	27	31.81%
FICA	46	620	137	22.12%
Medicare	11	145	32	22.12%
Employee Benefits - Retirement	61	715	182	25.41%
Unemployment	-	3	0	12.33%
Workers Comp Insurance	-	58	44	75.14%
Total Salaries & Benefits	1,122	14,590	3,454	23.68%
Rental of land & building	190	2,200	190	8.64%
Advertising	-	5,500	-	0.00%
Dues and Fees	-	1,750	232	13.25%
Other Expenditures	-	2,000	-	0.00%
General Supplies & Materials	12,443	9,000	14,416	160.17%
Other Supplies - Uniforms	-	2,500	-	0.00%
Total Operations	12,633	22,950	14,838	100.00%
Intergovernmental				
Intergovernmental - COED	-	13,000	-	0.00%
Total Intergovernmental	-	13,000	-	0.00%
TOTAL HOUSING AND DEVELOPMENT	\$ 63,853	\$ 735,133	\$ 172,398	23.45%



General Fund Expenditures
As of March 31, 2026

	March 2026 Transactions	2026 Budget	YTD Transactions	% of Annual Budget
<i>Capital Lease</i>				
Capital lease - Interest	7,117	130,000	24,379	18.75%
Capital lease Principal	41,456	750,000	154,709	20.63%
TOTAL CAPITAL LEASE	\$ 48,573	\$ 880,000	\$ 179,089	20.35%
<i>Other Financing Uses</i>				
Transfer to Other Funds	324,379	1,120,805	512,474	45.72%
TOTAL OTHER FINANCING USES	\$ 324,379	\$ 1,120,805	\$ 512,474	45.72%
TOTAL GENERAL FUND EXPENDITURES	\$ 1,092,651	\$ 17,500,000	\$ 3,205,433	18.32%



**Operating Grant Fund
As of March 31, 2026**

	March 2026 Transactions	2026 Budget	YTD Transactions	% of Annual Budget
REVENUES:				
Atlanta Regional Commission Grant	10,063	70,000	71,940	102.77%
TOTAL REVENUES	\$ 10,063	\$ 70,000	\$ 71,940	102.77%
EXPENDITURES:				
Payments to Other Agencies-FOCUS	11,079	70,000	31,481	44.97%
TOTAL EXPENDITURES	\$ 11,079	\$ 70,000	\$ 31,481	44.97%



Parks&RecreationFund
As of March 31, 2026

	March 2026		YTD	% of Annual
	Transactions	2026 Budget	Transactions	Budget
REVENUES:				
Alcoholic Bev Excise Tax Beer & Wine	16,484	245,000	58,866	24.03%
Alcoholic Bev Excise Tax Distilled Spirit	8,406	115,000	27,926	24.28%
Local Option Mixed Drink Tax	5,288	65,000	16,180	24.89%
Penalties and Interest	44	250	111	44.34%
Use of Prior Year Funds	-	39,750	-	0.00%
Rents and Royalties	3,120	45,000	20,480	45.51%
TOTAL REVENUES	\$ 33,341	\$ 510,000	\$ 123,563	24.23%
EXPENDITURES:				
Disposal-GarbageDepot	95	1,140	189	16.59%
Pest Control - Depot	100	750	150	20.00%
Repairs & Maintenance - Depot	-	5,000	-	0.00%
Communications	48	1,000	126	12.56%
General Supplies - Depot	-	1,000	-	0.00%
Water/Sewer - Depot	15	250	36	14.52%
Natural Gas - Depot	365	2,200	532	24.20%
Electricity - Depot	369	5,000	928	18.57%
Small Equipment - Depot	-	500	-	0.00%
Disposal - Garbage Parks	51	750	103	13.70%
Pest Control - Parks	340	5,000	656	13.12%
Repairs & Maintenance - Parks	4,255	22,588	11,909	52.72%
Rental - Equipment & Land	-	500	-	0.00%
Communications	167	1,500	447	29.78%
Dues and Fees	-	500	469	93.87%
Contract Labor	14,720	258,452	46,936	18.16%
General Supplies and Materials - Parks	718	1,500	1,786	119.07%
Water/Sewer - Parks	1,006	10,000	2,380	23.80%
Electricity - Parks	956	10,000	2,046	20.46%
Small Equipment - Parks	64	3,000	64	2.12%
Transfer to Debt Service Fund	-	179,370	-	0.00%
TOTAL EXPENDITURES	\$ 23,269	\$ 510,000	\$ 68,758	13.48%



Tax Allocation District Fund
As of March 31, 2026

	March 2026	2026 Budget	YTD	% of Annual
	Transactions		Transactions	Budget
REVENUES:				
Intergovernmental Cherokee County Govt	289	142,500	15,865	11.13%
Intergovernmental Cherokee County School 1	926	455,500	48,607	10.67%
Transfers from General Fund	-	137,000	8,727	6.37%
TOTAL REVENUES	\$ 1,215	\$ 735,000	\$ 73,199	9.96%
EXPENDITURES:				
Intergovernmental - CCSD Pilot 1	33,176	\$ 14,675.00	33,176	226.07%
Intergovernmental - CCSD Pilot 2	68,020	\$ 68,000.00	68,020	100.03%
Transfer to Debt Service Fund	-	652,325	312,988	47.98%
TOTAL EXPENDITURES	\$ 101,196	\$ 735,000	\$ 414,184	56.35%



Hotel/Motel Tax Fund
As of March 31, 2026

	March 2026	2026 Budget	YTD	% of Annual
	Transactions		Transactions	Budget
REVENUES:				
Hotel/Motel Taxes	450	6,000	1,663	27.72%
TOTAL REVENUES	\$ 450	\$ 6,000	\$ 1,663	27.72%
EXPENDITURES:				
Advertising/Promotions	-	3,000	-	0.00%
Payment to Other Agencies	2,500	3,000	2,500	83.33%
TOTAL EXPENDITURES	\$ 2,500	\$ 6,000	\$ 2,500	41.67%



Urban Redevelopment Agency
As of March 31, 2026

	March 2026		YTD	% of Annual
	Transactions	2026 Budget	Transactions	Budget
REVENUES:				
Interest	66,169	-	214,319	100%
Use of Fund Balance Series 2023	-	5,000,000	-	0.00%
Use of Fund Balance Series 2025	-	10,000,000	-	0.00%
TOTAL REVENUES	\$ 66,169	\$ 15,000,000	\$ 214,319	1.43%
EXPENDITURES:				
Transfer to Town Center Fund	66,824	15,000,000	158,210	1.05%
TOTAL EXPENDITURES	\$ 66,824	\$ 15,000,000	\$ 158,210	1.05%



SPLOST VI Fund
As of March 31, 2026

	March 2026			% of Annual
	Transactions	2026 Budget	YTD Transactions	Budget
REVENUES:				
SPLOST VI Revenue	270,982	3,725,000	950,805	25.52%
Grant Revenue - LMIG	-	200,000	237,675	118.84%
Assessments - Roads & Sidewalk	187,550	-	187,550	100%
Interest Revenue	1,754	-	6,447	100%
Use of Prior Year Fund Balance	-	225,000	-	0.00%
Issuance of Long Term Deb	-	2,000,000	355,466	17.77%
TOTAL REVENUES	\$ 460,285	\$ 6,150,000	\$ 1,737,943	28.26%
EXPENDITURES:				
Capital Outlay - Equipment	-	-	48,425	100%
Capital Outlay - Buildings City Hall	-	-	31,649	100%
Capital Outlay - Amphitheater	9,500	2,214,253	253,586	11.45%
Capital Outlay - LMIG	223	285,747	47,564	16.65%
Capital Outlay - Hickory Springs Parkway	27,428	-	94,503	100%
Capital Outlay - Hickory Springs Parkway	1,346	-	1,346	100%
Capital Outlay - HS Pkwy Ph III	178,529	2,000,000	721,408	36.07%
Capital Outlay - Hickory Road Sidewalk	-	-	489,989	100%
Capital Outlay - Hickory Springs Ind Dr	-	-	470	100%
Capital Outlay - Hickory Road Widening	-	-	282	100%
Capital Outlay - Hickory Road Bridge	5,758	-	14,862	100%
Capital Outlay - Palm St Bridge Replace	1,883	-	5,105	100%
Capital Outlay - Equipment	10,648	-	10,648	100%
Debt Service - Principal GTIB	27,500	498,000	82,394	16.55%
Debt Service - Interest GTIB	4,019	1,152,000	12,165	1.06%
TOTAL EXPENDITURES	\$ 266,835	\$ 6,150,000	\$ 1,814,395	29.50%



TSPLOST Fund
As of March 31, 2026

	March 2026 Transactions	2026 Budget	YTD Transactions	% of Annual Budget
REVENUES:				
TSPLOST Revenue	-	4,340,000	-	0.00%
TOTAL REVENUES	\$ -	\$ 4,340,000	\$ -	0.00%
EXPENDITURES:				
Capital Outlay - Hickory Springs Parkway Ph 1	-	926,500	-	0.00%
Capital Outlay - Hickory Springs Ind Dr Realign	-	577,500	-	0.00%
Capital Outlay - Hickory Road Widening Ph 1	-	1,847,500	-	0.00%
Capital Outlay - Palm Street Realignment	-	364,516	-	0.00%
Capital Outlay - Palm Street Bridge Replacement	-	623,984	-	0.00%
TOTAL EXPENDITURES	\$ -	\$ 4,340,000	\$ -	0.00%



Town Center Fund
As of March 31, 2026

	March 2026 Transactions	2026 Budget	YTD Transactions	% of Annual Budget
REVENUES:				
Transfer from Other Funds	66,824	15,300,000	158,210	1.03%
TOTAL REVENUES	\$ 66,824	\$ 15,300,000	\$ 158,210	1.03%
EXPENDITURES:				
Professional Services	-	300,000	-	0.00%
Capital Outlay - Sites	1,588	-	1,588	100%
Capital Outlay - Site Improvements	4,500	2,500,000	17,907	0.72%
Capital Outlay - Buildings City Hall	51,330	10,000,000	60,330	0.60%
Capital Outlay - Buildings Parking Deck	4,907	2,500,000	8,632	0.35%
TOTAL EXPENDITURES	\$62,324	\$15,300,000	\$88,456	0.58%



Debt Service Fund
As of March 31, 2026

	March 2026 Transactions	2026 Budget	YTD Transactions	% of Annual Budget
REVENUES:				
Transfer from Other Funds	324,379	3,750,000	816,735	21.78%
TOTAL REVENUES	\$ 324,379	\$ 3,750,000	\$ 816,735	21.78%
EXPENDITURES:				
Debt Service - Bond Principal HSPRA 2016	-	352,713	175,316	49.71%
Debt Service - Bond Interest HSPRA 2016	-	6,737	4,052	60.14%
Debt Service - Bond Principal HSPRA 2023	-	128,000	-	0.00%
Debt Service - Bond Interest HSPRA 2023	-	71,000	-	0.00%
Debt Service - Bond Principal URA 2019	-	555,600	277,778	50.00%
Debt Service - Bond Principal URA 2020	-	230,770	-	0.00%
Debt Service - Bond Principal URA 2021	259,851	519,730	259,851	50.00%
Debt Service - Bond Principal URA 2023	-	870,000	-	0.00%
Debt Service - Bond Interest URA 2019	-	66,000	35,210	53.35%
Debt Service - Bond Interest URA 2020	-	51,000	-	0.00%
Debt Service - Bond Interest URA 2021	64,528	128,000	64,528	50.41%
Debt Service - Bond Interest URA 2023	-	770,450	-	0.00%
TOTAL EXPENDITURES	\$ 324,379	\$ 3,750,000	\$ 816,734	21.78%



Stormwater Utility Fund
As of March 31, 2026

	March 2026 Transactions	2026 Budget	YTD Transactions	% of Annual Budget
REVENUES:				
Stormwater Utility Fees	1,155	675,000	19,953	2.96%
TOTAL REVENUES	\$ 1,155	\$ 675,000	\$ 19,953	2.96%
EXPENSES:				
Salaries & Wages	5,666	67,839	16,998	25.06%
Overtime	-	500	-	0.00%
Employee Benefits - Medical Insurance	966	23,019	2,898	12.59%
Employee Benefits - Dental Insurance	24	286	72	25.17%
Employee Benefits - ADD Life	9	110	27	24.55%
Employee Benefits - Disability	47	585	141	24.10%
FICA	351	4,237	1,053	24.85%
Medicare	82	991	246	24.82%
Employee Benefits - Retirement	409	4,896	1,227	25.06%
Unemployment	2	24	6	25.00%
Workers Comp Insurance	139	1,650	417	25.27%
Professional Services - Engineer	10,066	150,000	20,261	13.51%
Professional Services - Legal	-	500	-	0.00%
Repairs & Maintenance	2,431	238,313	3,658	1.54%
Repairs & Maintenance - Vehicles	25	5,000	917	18.34%
Rental of Equipment	-	1,000	-	0.00%
Pest Control	-	1,000	-	0.00%
Communications	60	1,000	154	15.40%
Dues and Fees	3,790	6,000	3,790	63.17%
Training	234	500	234	46.80%
Other Expenditures	-	250	43	17.02%
General Supplies & Materials	-	250	-	0.00%
General Supplies - Postage	52	250	98	39.06%
Water/Sewer	-	1,000	-	0.00%
Gasoline & Diesel	88	6,000	372	6.21%
Small Equipment	-	3,000	-	0.00%
Other Supplies-Uniforms	-	50	-	0.00%
Depreciation	-	150,000	-	0.00%
Contingency	-	6,750	-	0.00%
TOTAL EXPENSES	\$ 24,442	\$ 675,000	\$ 52,612	7.79%

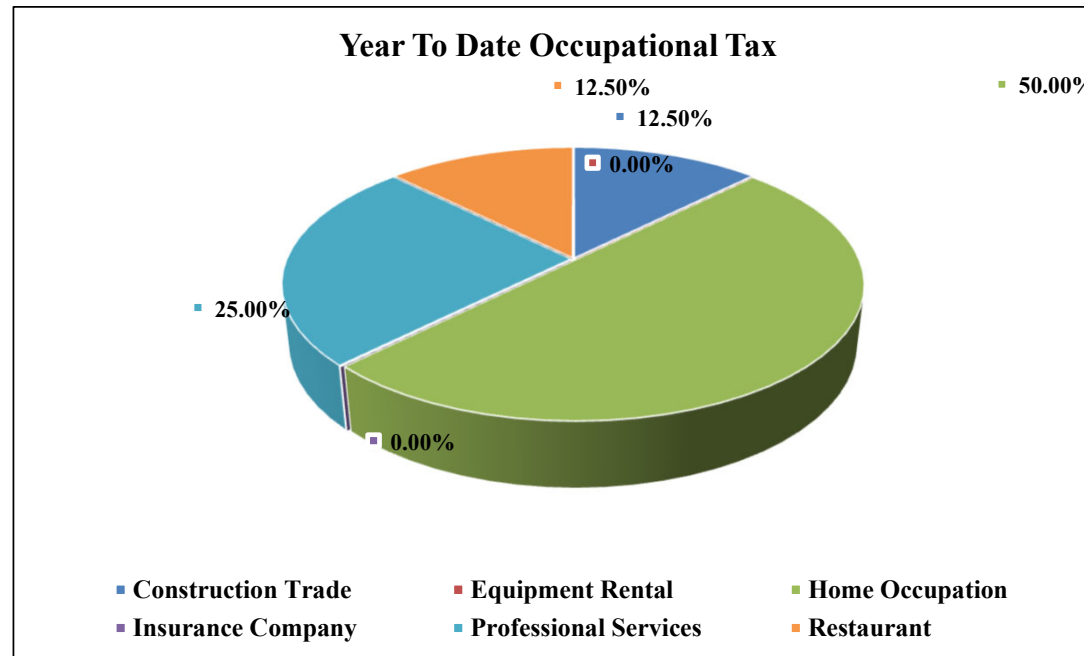


Holly Springs Tree Commission
Budget to Actual Comparison Report
As of March 31, 2026

	March 2026 Transactions	2026 Budget	YTD Transactions	% Variance
REVENUES:				
Development Fees/Recompense	-	5,000	-	0.00%
Donations from Private Source	-	40	-	0.00%
TOTAL REVENUES	\$ -	\$ 5,040.00	\$ -	0.00%
EXPENDITURES:				
Landscaping/Tree Planting & Care	-	28,500	-	0.00%
Travel	-	750	-	0.00%
Dues and Fees	(175.00)	500	175.00	35.00%
Education and Training	-	1,000	-	0.00%
Tree Commission Meetings	-	3,000	350.00	11.67%
Tree Seedlings	-	5,750	-	0.00%
Books and Periodicals	-	500	-	0.00%
TOTAL EXPENDITURES	\$ (175.00)	\$ 40,000.00	\$ 525.00	1.31%

**City of Holly Springs
Occupational Tax Summary
2026 Year to Date**

	Jan	Feb	March	April	May	June	July	Aug	Sep	Oct	Nov	Dec	Total
Construction Trade		1	1	-	-	-	-	-	-	-	-	-	2
Equipment Rental		-	-	-	-	-	-	-	-	-	-	-	-
Home Occupation	2	6	-	-	-	-	-	-	-	-	-	-	8
Insurance Company		-	-	-	-	-	-	-	-	-	-	-	-
Professional Services		2	2	-	-	-	-	-	-	-	-	-	4
Restaurant		2	-	-	-	-	-	-	-	-	-	-	2
	2	11	3	-	-	-	-	-	-	-	-	-	16

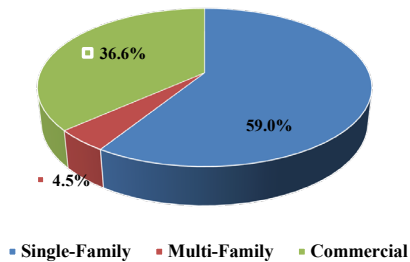




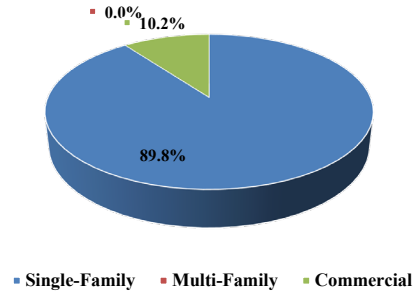
**City of Holly Springs
Building Permits and Certificates of Occupancy
2026 Year to Date**

	Jan	Feb	March	April	May	June	July	Aug	Sep	Oct	Nov	Dec	YTD
Single-Family													
Houses	6	4	10										20
Accessory Structures	1	3	6										10
Additions			2										2
Basement Buildouts		2											2
Mechanical		7	1										8
Plumbing	2	5	3										10
Electrical	1	3	2										6
Miscellaneous	6	4	7										17
Residential Fence		3	1										4
Certificates of Completion	4	6	5										15
Certificates of Occupancy	14	6	9										29
Multi-Family													
Townhomes			6										6
Apartments													0
Misc-Multi Family													0
Certificates of Occupancy													0
Commercial													
New Structures			1										1
Addition-C													0
Tenant Build Outs	1	3	1										5
Accessory Structures			4										4
Mechanical													0
Plumbing													0
Electrical	1												1
Misc-C	3	13	4										20
Signs	1	1	4										6
Utilities	3	6	3										12
Commercial Fence													0
Certificates of Completion	1		1										2
Certificates of Occupancy		2	1										3

Year To Date Permits Issued



Year To Date Certificates of Occupancy Issued





**City of Holly Springs
Monthly Operation Report
Executive Summary**

Description	Mar-26
Pot Hole Repair	10
Tree Service Work	1
ROW Mowing	34
Dead Animal Pick Up	1
Street Sweeping	0
Road Salting	0
Sign Maintenance	0
Litter Pickup	15
Stormwater maintenance	0
Traffic Signals	0
Equipment Maintenance	2
Misc. Work Orders	4
PARKS	
J.B. Owens	16
Barrett Park	15
Karen J. Barnett Park	14
J.C. Mullins	26
Monthly Totals	138

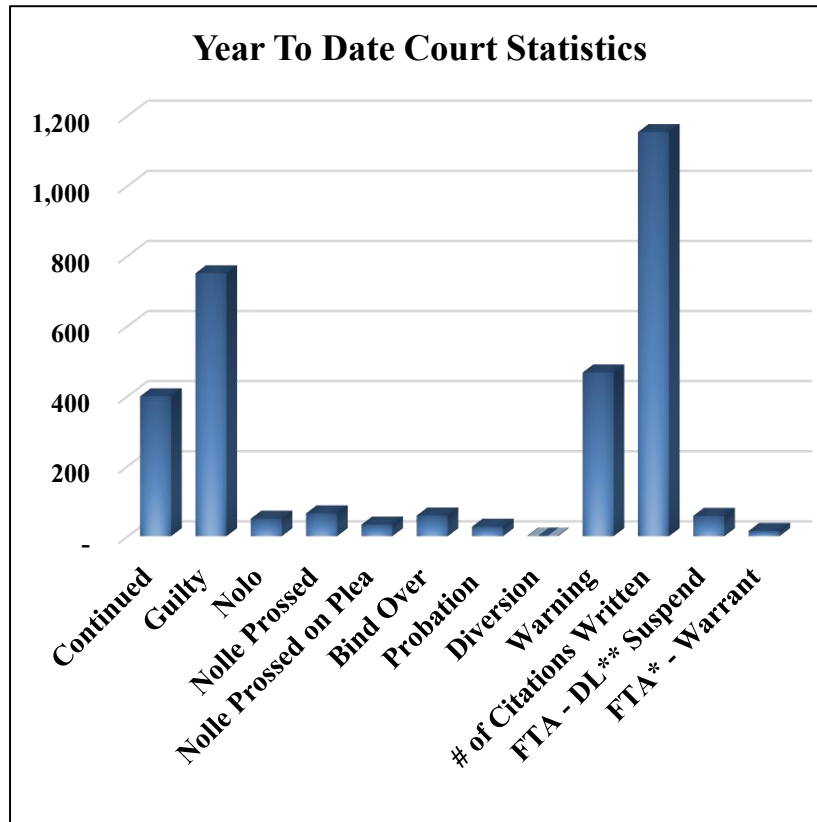


City of Holly Springs Court Statistics 2026 Year to Date

	Jan	Feb	Mar	April	May	June	July	Aug	Sep	Oct	Nov	Dec	YTD
Continued	119	150	130	-	-	-	-	-	-	-	-	-	399
Guilty	177	261	312	-	-	-	-	-	-	-	-	-	750
Nolo	9	10	31	-	-	-	-	-	-	-	-	-	50
Nolle Prossed	17	32	16	-	-	-	-	-	-	-	-	-	65
Nolle Prossed on Plea	7	10	16	-	-	-	-	-	-	-	-	-	33
Bind Over	5	26	28	-	-	-	-	-	-	-	-	-	59
Probation	4	11	12	-	-	-	-	-	-	-	-	-	27
Diversion	0	1	1	-	-	-	-	-	-	-	-	-	2
Warning	154	136	177	-	-	-	-	-	-	-	-	-	467
# of Citations Written	419	340	394	-	-	-	-	-	-	-	-	-	1,153
FTA - DL** Suspend	17	11	30	-	-	-	-	-	-	-	-	-	58
FTA* - Warrant	5	2	8	-	-	-	-	-	-	-	-	-	15

* Failure to Appear

** Driver's License





**City of Holly Springs
Stormwater Statistics
2026 Year to Date**

	JAN	FEB	MAR	APR	MAY	JUN	JUL	AUG	SEP	OCT	NOV	DEC	YTD
Stormwater Inspection Days	7	9	5										21
Number of Stormwater Complaints	2	4	0										6
Miles of Road Swept	0	0	4.6										4.6

